

EMPOWERING TEACHERS

Comprehension Instructional Routine: Compare and Contrast Two Settings in One Text

Preparation/Materials: chart with signal words, one large text of “The Cousins” for the teacher, student copies of “The Cousins,” 1 large Venn diagram of the completed compare/contrast of characters, 1 large Venn diagram for settings, student copies of Venn diagram for setting, pencils



- *Italicized type is what the teacher does*
- **Bold type is what the teacher says**
- Regular type is what the student(s) say

- **Bullet (•) and bolded type are what the teacher and student(s) say in unison**
- Teacher or student slides finger under underlined letter(s) or word(s)



NOTE: The Second Grade Comprehension Instructional Routine : Compare and Contrast the Characters in One Text precedes this routine. For students’ responses accept the words similar, same, or alike when appropriate. This format mainly employs one word or short phrases rather than complete sentences for the responses.

TEACHER EXPLAINS TASK

We are going to compare and contrast two settings in a story. Using compare and contrast is one way that authors organize their stories. It is also one way readers think about what they are reading. It helps them to understand the important ideas and how they are related.

TEACHER MODELS TASK

When we compare, we learn how things are similar or alike. When we contrast, we learn how things are different or not alike. Signal words in the text help us determine what is similar and what is different.

Display and point to the chart of signal words.

A signal word gives us a clue about how the story is organized. Here is a chart of signal words often used for compare and contrast. We learned these signal words when we compared and contrasted the two characters, Sally and Maria.

Let’s review the words used to compare similarities between two things. *Point to compare. Read the list of words.*
both, also, just like, alike

Let’s review the words used to contrast the differences between two things.

Point to contrast. Read the list of words.

although, but, on the other hand, than, however, in contrast

Display the teacher’s copy of the story.

We have already read this story before. The title of this story is “The Cousins.” We learned that Sally and Maria are cousins. *Give a copy of the story to each student.*

Listen as I read “The Cousins” once again and pay attention to signal words. After reading, we will discuss the settings. *Point to the text as you read aloud from the large copy. The numbers in the story are in light gray as an easy reference to the teacher. Do not read the numbers.*

The Cousins

1 Sally and Maria are both cousins. 2 Sally is tall and has brown eyes. 3 Maria also has brown eyes. 4 On the other hand, Maria is short. 5 The girls live in beautiful states. 6 Sally lives in Maine where it is cold. 7 However, Maria lives in Florida where it is hot.

1 It snows a lot in Maine. 2 In contrast, it is sunny and warm in Florida. 3 Both girls like to play outside. 4 They like to have a friend with them. 5 Sally plays in the snow. 6 She builds snowmen. 7 However, Maria plays in the sand at the beach. 8 She builds sand castles. 9 Florida and Maine are alike because you can play outside.

1 Sally and Maria are good swimmers. 2 They are both on swim teams. 3 Their pools are different. 4 The pools in Florida are outside. 5 On the other hand, the pools in Maine are inside. 6 So, Sally swims in an indoor pool and Maria swims in an outdoor pool, 7 In the summer, Sally and Maria swim in the ocean. 8 Both states are on the coast.

Point to the completed Venn diagram from the Comprehension Instructional Routine: Compare and Contrast Characters as you discuss it.

EMPOWERING TEACHERS

TEACHER MODELS TASK (continued)

We used this Venn diagram to compare and contrast the characters Sally and Maria. We can also use a Venn diagram to compare and contrast settings. This story has two settings, Maine and Florida. We are going to compare and contrast Maine and Florida using another Venn diagram. It will help us see how they are similar or alike and how they are different or not alike.

Display second Venn diagram and point to the sections as they are mentioned.

Remember, a Venn diagram consists of two circles that overlap.

This circle represents Maine (*write Maine at the top of one circle*) **and this circle represents Florida** (*write Florida at the top of the other circle*). **When I find differences between the two states, I will write all that is true about Maine in this space** (*point to empty space below Maine*) **and all that is true about Florida in this space** (*point to empty space below Florida*).

The place where the circles overlap represents their similarities or how they are alike. So I will write everything that is similar about Maine and Florida in this space.

Listen and follow along as I reread the first paragraph. Pay attention to signal words for clues to comparing and contrasting.

Point to each word as you read aloud from the large copy of the story.

1 Sally and Maria are both cousins. **2** Sally is tall and has brown eyes. **3** Maria also has brown eyes. **4** On the other hand, Maria is short. **5** The girls live in beautiful states. **6** Sally lives in Maine where it is cold. **7** However, Maria lives in Florida where it is hot.

Now, I need to reread each sentence and look for signal words to help me find out what is similar and what is different about Maine and Florida.

Reread each sentence and point to the words. Always point to the chart when discussing all signal words.

Read sentence 1 in paragraph 1.

This sentence does not tell me about Maine or Florida. I need to read more to find out how they are similar or different.

Read sentence 2-4.

These sentences do not tell me about Maine or Florida either. So far, the sentences are about Sally and Maria. I'll read on.

Read sentence 5.

There is no signal word in this sentence, but it tells me that there are two things that are similar about Maine and Florida. They are beautiful and they are states. I want to show how Maine and Florida are alike on the Venn diagram. I will write 'beautiful' and 'states' in the overlapping circles. Remember, there is not always a signal word to remind us of similarities and differences.

Read sentences 6 & 7.

These sentences tell me about Maine and Florida. Isn't however a signal word? I'm going to look at the chart of signal words. Here it is. 'However' is a contrast word. It tells me something is different between Maine and Florida. The difference is that it is cold in Maine and hot in Florida. So I write 'cold' in Maine's circle and 'hot' in Florida's circle.

Now I will look at the Venn diagram to compare and contrast Maine and Florida. *Point to each part of the Venn diagram as you compare and contrast.*

The overlapping circles tell me how Maine and Florida are similar. They are both states and they are beautiful.

The rest of each circle tells me how Maine and Florida are different.

Maine is cold. However, Florida is hot.

I can summarize what we've learned about the two settings by using signal words and the Venn diagram as a guide. To summarize, I would say this:

Maine and Florida are beautiful states. It is cold in Maine. However, it is hot in Florida.

EMPOWERING TEACHERS

TEACHER AND STUDENTS PRACTICE TASK

Remember, when we compare, we learn how things are similar or alike. What do we learn when we compare?

- We learn how things are similar or alike.

When we contrast, we learn how things are different or not alike.

What do we learn when we contrast?

- We learn how things are different or not alike.

Signal words can give us clues about similarities and differences.

Display and point to the chart of signal words.

Let's read the signal words used to compare.

- both, also, just like, alike

Let's read the signal words used to contrast.

- although, but, on the other hand, however, than, in contrast

Display the teacher's copy of the story. Point to each word as you read aloud from the large copy of the story.

Listen and follow along as I read the second paragraph of "The Cousins." Then we will use the Venn diagram to compare and contrast Maine and Florida.

1 It snows a lot in Maine. 2 In contrast, it is sunny and warm in Florida. 3 Both girls like to play outside. 4 They like to have a friend with them. 5 Sally plays in the snow. 6 She builds snowmen. 7 However, Maria plays in the sand at the beach. 8 She builds sand castles. 9 Florida and Maine are alike because you can play outside.

Give students a copy of the Venn diagram and a pencil. Continue to display the large Venn diagram and point to the sections as they are mentioned.

Remember, the overlapping circles tell us how Maine and Florida are similar or alike.

What do the overlapping circles tell us?

- They tell us how Maine and Florida are similar or alike.

The rest of each circle tells us how Maine and Florida are different or not alike. What does the rest of each circle tell us?

- Each circle tells how Maine and Florida are different or not alike.

Now, we will reread each sentence and look for signal words to help us find what is similar and what is different about Maine and Florida.

Read each sentence with students and point to the chart when discussing all signal words. Teacher fills in the large Venn diagram and students fill in their own copies of the Venn diagram.

Read sentence 1 in paragraph 2.

Does this sentence tell us about Maine or Florida?

- Yes, it tells us about Maine.

What does it tell us about Maine?

- It snows a lot in Maine.

Yes, we know that it snows a lot in Maine. I'll read on to find out if there are any similarities or differences about Florida.

Read sentence 2.

Does this sentence tell us about Maine or Florida?

- Yes, it tells us about Florida.

I saw the words 'in contrast' in the sentence. Aren't the words 'in contrast' signal words? Look at the chart and find 'in contrast'. Is it a compare word or a contrast word?

- a contrast word

Yes. 'In contrast' tells us there is a difference between Maine and Florida.

This sentence tells us it is usually sunny and warm in Florida.

What happens in Florida?

- It is usually sunny and warm in Florida.

What happens in Maine?

- It snows a lot in Maine.

Yes. It was a good thing we read more than one sentence because we learned the differences. It is usually sunny and warm in Florida. In contrast, it snows a lot in Maine.

To show the differences on the Venn diagram, we write in the rest of each circle.

EMPOWERING TEACHERS

TEACHER AND STUDENTS PRACTICE TASK (continued)

In Maine's circle, let's write 'it snows a lot.'

Where do we write 'it snows a lot'?

- in Maine's circle

Yes. Write on your Venn diagram and I will write on the large Venn diagram.

In Florida's circle, let's write 'it is sunny and warm.'

Where do we write 'it is sunny and warm'?

- in Florida's circle

Yes. Write on your Venn diagram and I will write on the large Venn diagram.

Read sentence 3.

Does this sentence tell us about Maine or Florida?

- no

Read sentence 4.

Does this sentence tell us about Maine or Florida?

- no

Sometimes we need to read more to find similarities and differences in the settings. Let's read on.

Read sentences 5-8.

Do these sentences tell us about Maine and Florida?

- no

Let's read on.

Read sentence 9.

Does this sentence tell us about Maine or Florida?

- Yes, it is about Maine and Florida.

I saw the word 'alike' in the sentence. Isn't 'alike' a signal word? Look at the chart and find 'alike'. Is it a compare word or a contrast word?

- a compare word

Yes. The signal word alike tells us there is something similar about Maine and Florida.

You can play outside in Maine and Florida.

How are they similar?

- You can play outside in Maine and Florida.

To show what is the same on the Venn diagram, we need to write 'you can play outside' in the overlapping circles.

Where will you write 'you can play outside'?

- inside the overlapping circles

Yes. Write on your Venn diagram and I will write on the large Venn diagram.

Now let's look at our Venn diagram to compare and contrast Maine and Florida using the information from paragraph 2. *Point to each part of the Venn diagram as you compare and contrast.*

We just learned that you can play outside in both states.

What did we just learn about how Maine and Florida are similar?

- You can play outside in both states.

The rest of each circle tells us how Maine and Florida are different.

We just learned that it snows a lot in Maine.

What did we just learn about how Maine is different?

- It snows a lot.

Then we learned that it is sunny and warm in Florida.

What did we just learn about how Florida is different?

- It is sunny and warm.

I can summarize what we've learned about the two settings by using signal words and the Venn diagram as a guide. To summarize, I would say this:

Maine and Florida are beautiful states and you can play outside in both states. It is cold in Maine and it snows a lot. However, it is sunny and warm in Florida.

EMPOWERING TEACHERS

STUDENTS PRACTICE TASK

Now you will continue to compare and contrast the two settings in the story “The Cousins.”

What do we learn when we compare?

We learn how two things are similar or alike.

What do we learn when we contrast?

We learn how two things are different or not alike.

Display and point to the chart of signal words and continue pointing as students read them.

Signal words can give us clues about similarities and differences.

What words do we use to compare?

both, also, just like, alike

What words do we use to contrast?

although, but, on the other hand, however, than, in contrast

Silently read the third paragraph of “The Cousins.”

1 Sally and Maria are good swimmers. 2 They are both on swim teams. 3 Their pools are different. 4 The pools in Florida are outside. 5 On the other hand, the pools in Maine are inside. 6 So, Sally swims in an indoor pool and Maria swims in an outdoor pool. 7 In the summer, Sally and Maria swim in the ocean. 8 Both states are on the coast.

Now, let’s choral read the third paragraph together.

You will continue to use the Venn diagram to compare and contrast the two settings, Maine and Florida.

Continue to display Venn diagram and point to the sections as they are mentioned.

What do the overlapping circles tell us?

They tell us how Maine and Florida are similar.

What does the rest of each circle tell us?

They tell us how Maine and Florida are different.

Now, we will reread each sentence aloud. Look for signal words to help you find what is similar and what is different about Maine and Florida.

Read sentence 1 in paragraph 3.

Does this sentence tell us about Maine and Florida?

no

Remember, sometimes we need to read more than one sentence to find similarities or differences.

Read sentences 2 & 3.

Do these sentences tell us about Maine and Florida?

no

Let’s read on.

Read sentence 4.

Does this sentence tell us about Maine or Florida?

yes

What does it tell us?

The pools in Florida are outside.

Let’s read on to see if there is a similarity or a difference in Maine.

Read sentence 5.

Does this sentence tell us about Maine or Florida?

yes

What does it tell us?

The pools in Maine are inside.

Are there signal words in this sentence?

yes

What are the signal words?

on the other hand

EMPOWERING TEACHERS

STUDENTS PRACTICE TASK (continued)

Find ‘on the other hand’ on the chart. Are they compare words or contrast words?

contrast words

Yes. The contrast words ‘on the other hand’ tell us there is something different about the pools in Maine and Florida.

What do we know about the pools in Maine?

The pools are inside.

What do we know about the pools in Florida?

The pools are outside.

Remember, to show these differences on a Venn diagram, we write in the rest of each circle.

Where do we write ‘the pools are inside’?

in Maine’s circle

Write ‘the pools are inside’ in Maine’s circle.

Where do we write ‘the pools are outside’?

in Florida’s circle

Write the ‘pools are outside’ in Florida’s circle. *Continue to write on the large diagram so you have a final record of all the information on the Venn diagram.*

Read sentence 6.

Does this tell us about Maine and Florida?

no

This sentence mostly tells us about Sally and Maria, so let’s read on.

Read sentence 7.

Does this tell us about Maine and Florida?

no

Read sentence 8.

Does this sentence tell us about Maine or Florida?

yes

Is there a signal word in this sentence?

yes

What is the signal word?

both

Find ‘both’ on the chart. Is it a compare word or a contrast word?

a compare word

Yes. The compare word ‘both’ tells us there is something similar about Maine and Florida.

What is similar?

Both states are on the coast.

Yes. Where do we write ‘both states are on the coast’ on the Venn diagram?

We write it inside the overlapping circles.

Let’s write it.

Now let’s look at our Venn diagram to compare and contrast Maine and Florida using the information from paragraph 3. *Point to each part of the Venn diagram as you compare and contrast.*

The overlapping circles tell us how Maine and Florida are similar or alike. What did we just learn about how Maine and Florida are alike?

Both states are on the coast.

The rest of each circle tells us how Maine and Florida are different.

How is Maine different?

The pools are inside.

How is Florida different?

The pools are outside.

Let’s look at the Venn diagram. We will use it to compare and contrast Maine and Florida

Point to each section of the Venn diagram, beginning at the top, as the students read aloud what is written.

EMPOWERING TEACHERS

STUDENTS PRACTICE TASK (continued)

How are Maine and Florida the same?

beautiful states
you can play outside
both states are on the coast

How is Maine different?

it is cold
it snows a lot
pools are inside

How is Florida different?

it is hot
it is sunny and warm
pools are outside

I can summarize what we've learned about the two settings by using signal words and the Venn diagram as a guide. To summarize, I would say this:

Maine and Florida are beautiful states on the coast and you can play outdoors in both states. In Maine it is cold and it snows a lot. Swimming pools are inside. On the other hand, Florida is sunny and warm, and it can be very hot. Swimming pools are outside.

This final summary is an example of how a Venn diagram can assist students when retelling or summarizing.

INDEPENDENT PRACTICE

When students consistently compare and contrast the settings in the text, provide individual turns using other explicit passages. Call on students in an unpredictable order, calling more frequently on students who made errors.

SCAFFOLDING SUGGESTION FOR ERRORS

Verify that students are correctly identifying signal words, the parts of the Venn diagram, and how to compare and contrast. Remind students that as they read each sentence, they need to ask themselves if the sentence is about the two settings, Maine or Florida. If students are experiencing difficulty with this concept, use the Venn diagram with something that is familiar to the students, such as a bedroom and a kitchen.

Adaptations using this Instructional Routine:

- If students are not able to read the text on their own, the teacher should read the text aloud and students should follow along in the text with their finger.
- Use texts at the appropriate readability for students to practice comparing and contrasting two settings independently while using a Venn diagram to write down similarities and differences. Let students take turns sharing their Venn diagrams with important points to the rest of the class, or with a partner.
- Once students compare/contrast another text, have them practice using their completed Venn diagrams to retell the main points about the settings.

For further independent practice, refer to the following Second and Third Grade FCRR Student Center Activities:

- C.002 http://www.fcrr.org/SCASearch/PDFs/2-3C_002.pdf
- C.010 http://www.fcrr.org/SCASearch/PDFs/2-3C_010.pdf
- C.017 http://www.fcrr.org/Curriculum/PDF/GK-1/Archive/C_Final.pdf

EMPOWERING TEACHERS


Compare and Contrast

Title: The Cousins

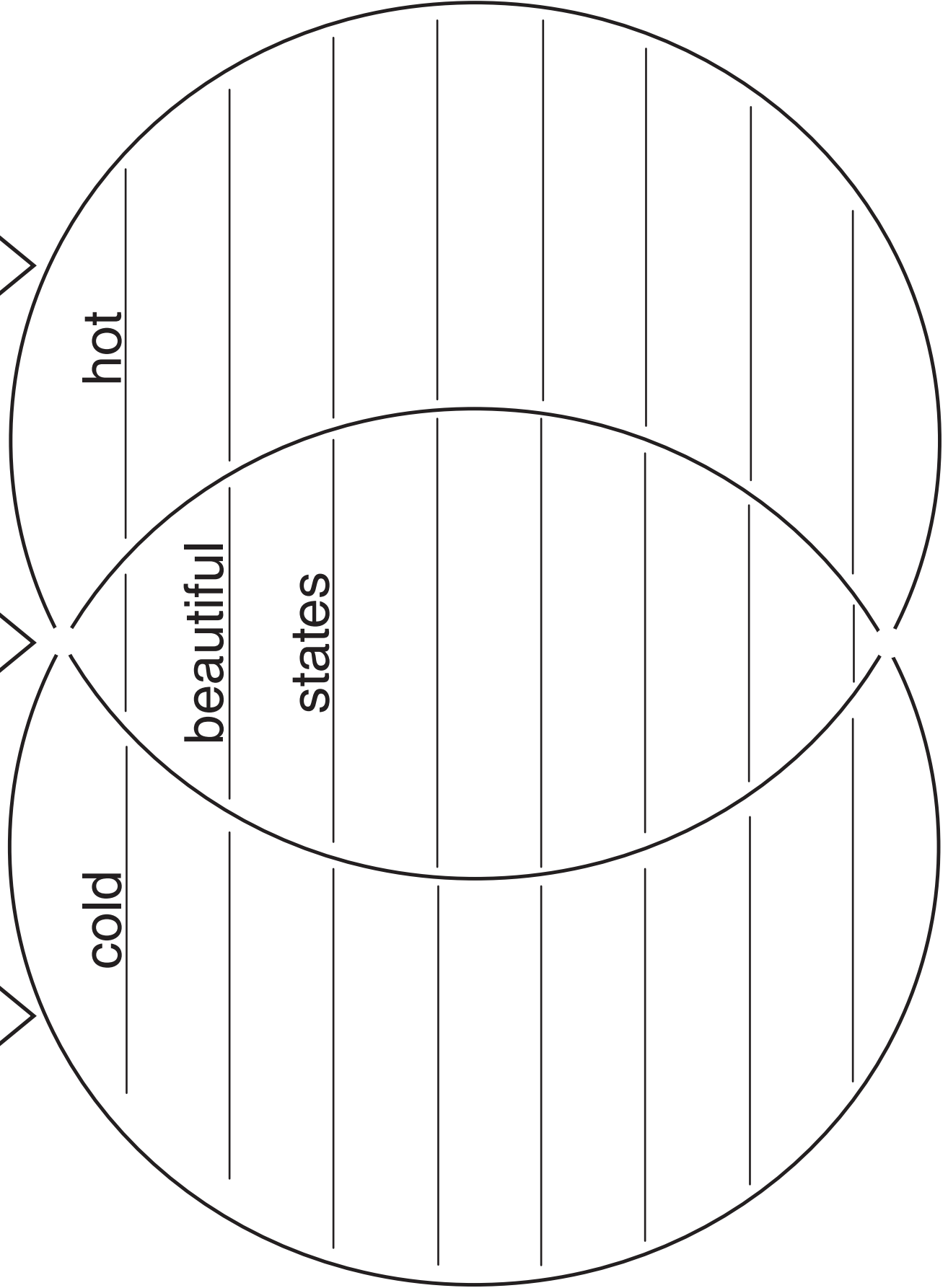
Florida



same



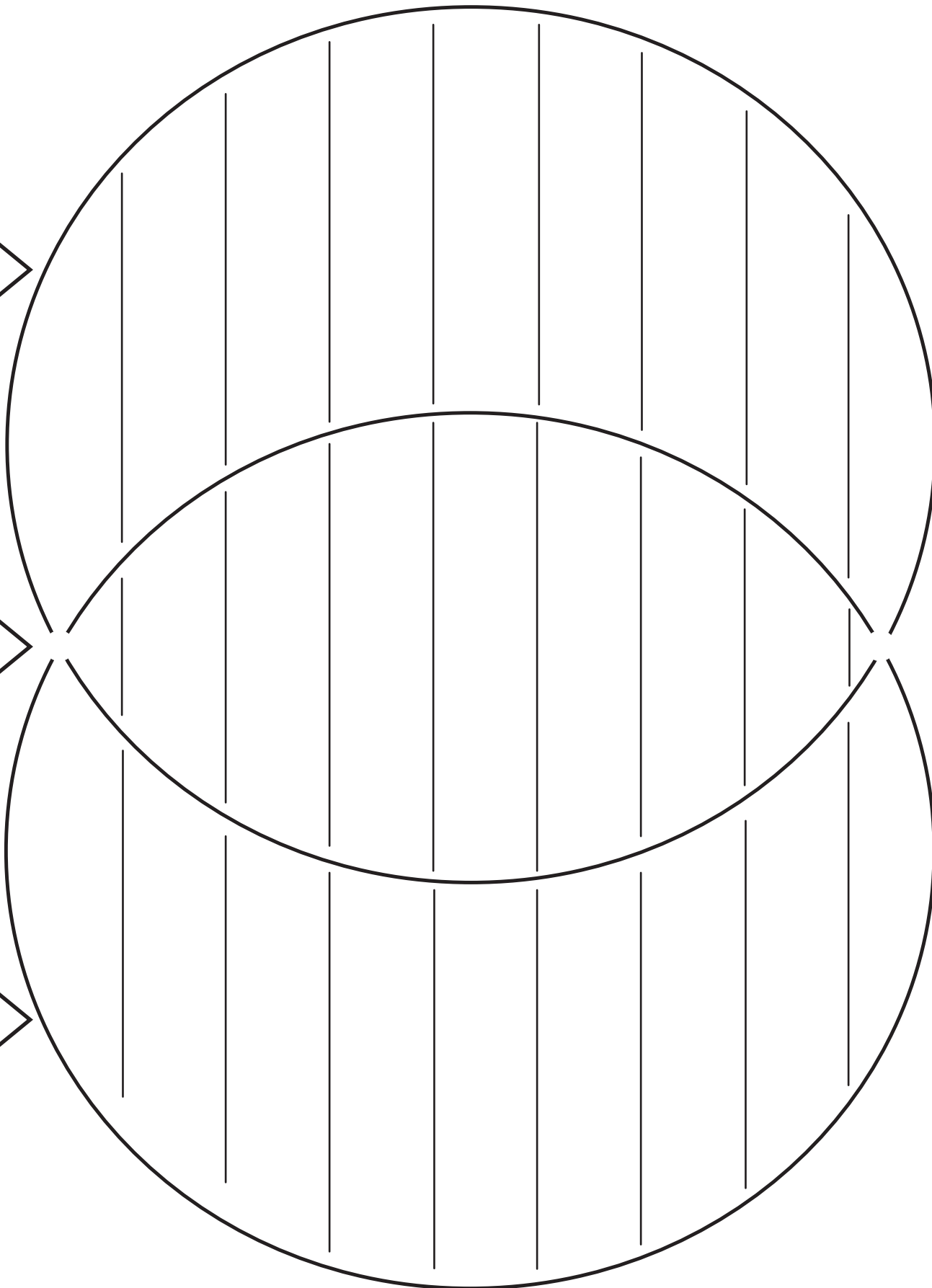
Maine



EMPOWERING TEACHERS

Compare and Contrast

Title: _____



same





EMPOWERING TEACHERS

Chart of Signal Words

Words that are used to COMPARE	Words that are used to CONTRAST
both	although
also	but
just like	on the other hand
alike	than
	however
	in contrast

The Cousins

1 Sally and Maria are both cousins. 2 Sally is tall and has brown eyes. 3 Maria also has brown eyes. 4 On the other hand, Maria is short. 5 The girls live in beautiful states. 6 Sally lives in Maine where it is cold. 7 However, Maria lives in Florida where it is hot.

1 It snows a lot in Maine. 2 In contrast, it is sunny and warm in Florida. 3 Both girls like to play outside. 4 They like to have a friend with them. 5 Sally plays in the snow. 6 She builds snowmen. 7 However, Maria plays in the sand at the beach. 8 She builds sand castles. 9 Florida and Maine are alike because you can play outside.

1 Sally and Maria are good swimmers. 2 They are both on swim teams. 3 Their pools are different. 4 The pools in Florida are outside. 5 On the other hand, the pools in Maine are inside. 6 So, Sally swims in an indoor pool and Maria swims in an outdoor pool. 7 In the summer, Sally and Maria swim in the ocean. 8 Both states are on the coast.