

Phonological Awareness

PA5

Rhyme

Rhyme Pocket Columns

Benchmarks: A.2a, F.2f



Objective

The child will recognize rhyming words.



Materials

- Rhyme Picture Cards (Activity Master)
- Pocket chart



Activity

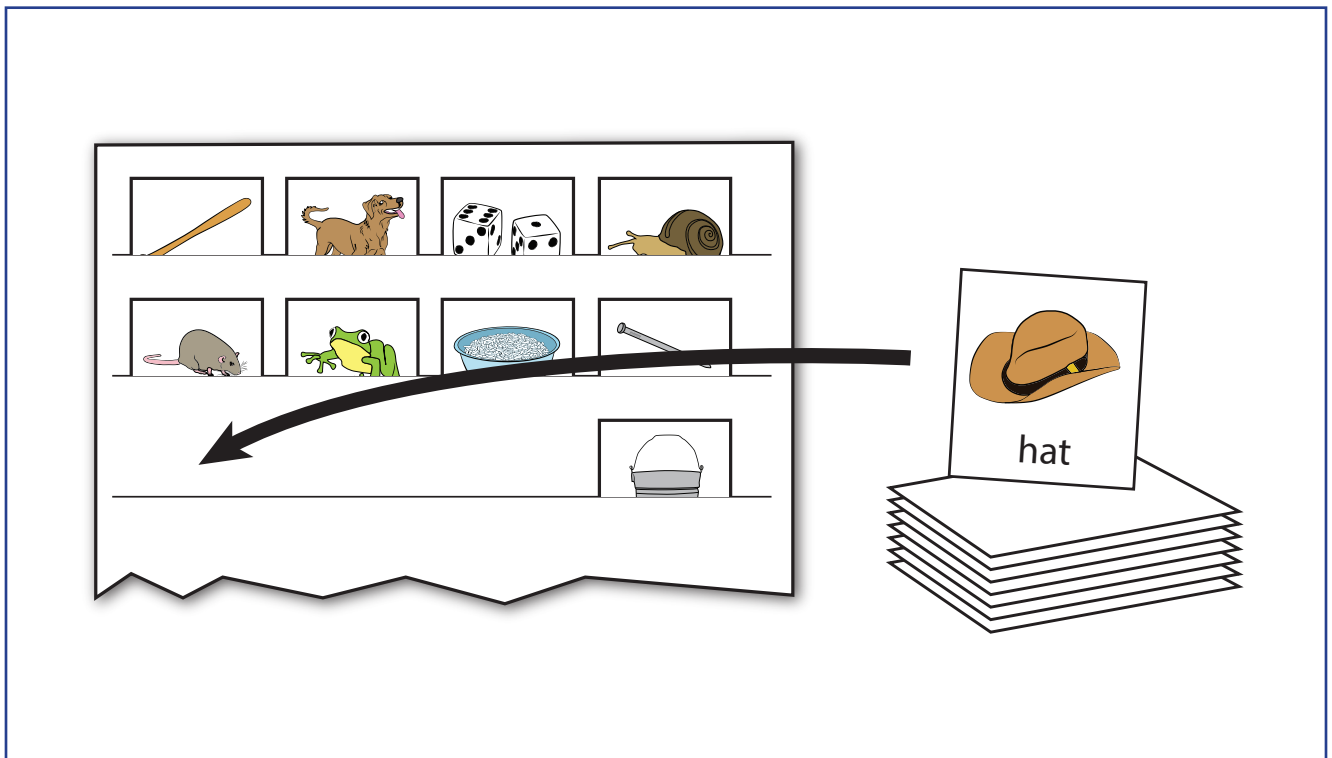
After teacher introduces the activity, children sort rhyming picture cards on a pocket chart.

1. Place four Rhyme Picture Cards across the top row of the pocket chart. Place the remaining Rhyme Picture Cards face down in a stack.
2. Taking turns, children select the top card from the stack, name the picture (e.g., “hat”), and look for the rhyme match on the pocket chart.
3. Place the card in the correct column. Name all of the pictures in that column (e.g., “bat, rat, hat”)
4. Continue until all cards are sorted.
5. Peer evaluation.



Adaptations and Extensions

- Play using other rhyming picture cards.
- Complete pocket columns using initial sound picture cards.




Phonological Awareness

PA5


Rhyme

Rhyme Pocket Columns


Benchmarks: A.2a, F.2f



bat



rat




hat




dog



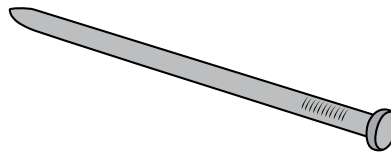
frog



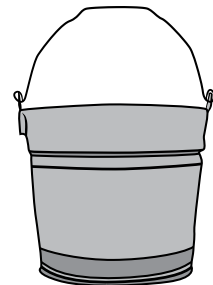
log



snail



nail



pail

Phonological Awareness

PA5

Rhyme

Rhyme Pocket Columns


Benchmarks: A.2a, F.2f




bug




jug



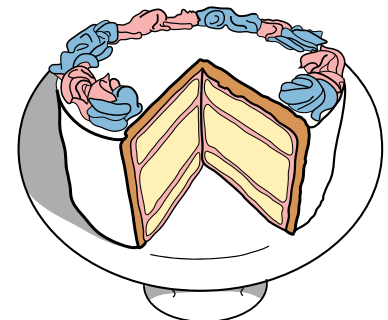
rug




snake




rake



cake



dice



rice



mice


Phonological Awareness

PA5

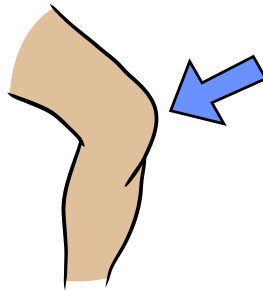
Rhyme

Rhyme Pocket Columns


Benchmarks: A.2a, F.2f




tree




knee



bee



block



clock



sock