

Phonological Awareness

PA4

Rhyme

Rhyme Pocket Pairs

Benchmarks: A.2a, F.2f



Objective

The child will recognize rhyming words.



Materials

- Rhyme Picture Cards (Activity Master)
- Pocket chart



Activity

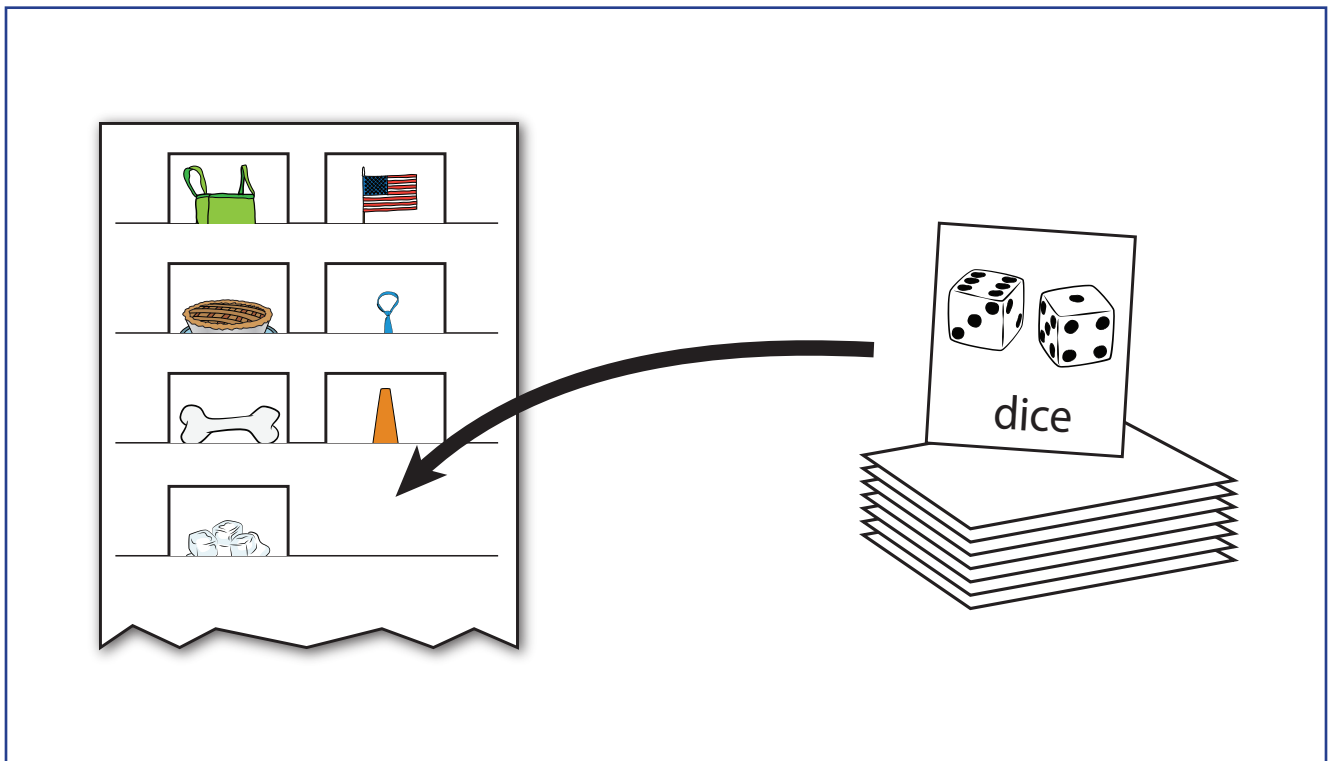
After teacher introduces the activity, children match rhyming picture cards on a pocket chart.

1. Place four Rhyme Picture Cards in a row down the pocket chart. Place the Rhyme Picture Cards face down in a stack.
2. Taking turns, child one selects a card from the stack, names the picture (e.g., “ice”), and looks for the rhyming match on the pocket chart.
3. Places it next to the rhyming picture on the pocket chart and names both pictures (e.g., “ice, dice”).
4. Reverse roles and continue until all matches are made.
5. Peer evaluation.



Adaptations and Extensions

- Segment the onset and rime of matching pairs (e.g., /d/ /og/ and /l/ /og/).
- Sort pictures by initial sound.




Phonological Awareness

PA4


Rhyme

Rhyme Pocket Pairs

Benchmarks: A.2a, F.2f




can



fan



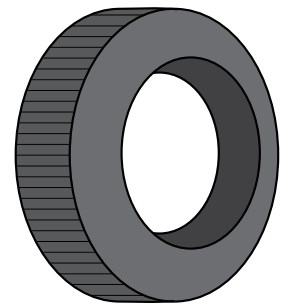
bag




flag




fire




tire



duck



truck



pie


Phonological Awareness

PA4

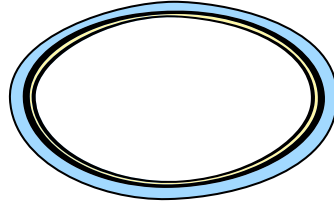
Rhyme

Rhyme Pocket Pairs


Benchmarks: A.2a, F.2f




tie




dish



fish




bone



cone



ice



dice