

Phonological Awareness

PA2

Rhyme

Rhyme Time

Benchmarks: A.2a, F.2f



Objective

The child will recognize rhyming words.



Materials

- Rhyme Picture Cards (Activity Master)



Activity

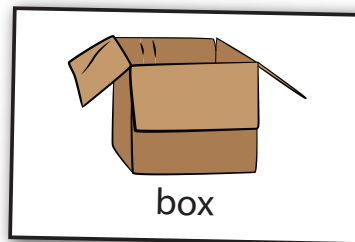
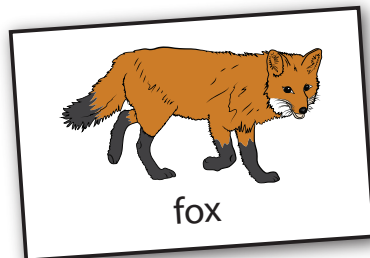
After teacher introduces the activity, children match Rhyme Picture Cards.

1. Separate and place the Rhyme Picture Cards face down in two stacks on a flat surface.
2. Working in pairs, child one selects the top card from each stack and names the pictures (e.g., “fox, box”).
3. If a match is made, child one says “rhyme time” and keeps the pair. If a match is not made, child one returns the cards randomly to the appropriate stack and child two takes a turn.
4. Continue until all matches are made.
5. Peer evaluation.


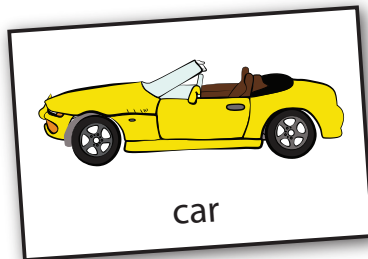


Adaptations and Extensions

- State a word or draw a picture that rhymes with the match.
- Match words with the same initial sound.



“Yes, fox and box rhyme! Rhyme time!”



“No, car and bug do not rhyme!”

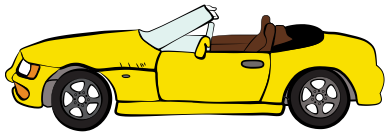
Phonological Awareness

PA2

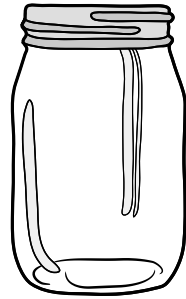
Rhyme

Rhyme Time


Benchmarks: A.2a, F.2f



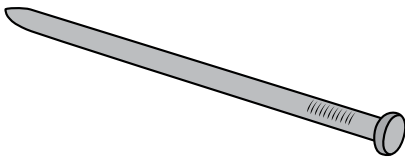
car




jar




snail




nail




fox



box



bug



rug



book

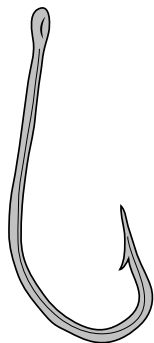
Phonological Awareness

PA2


Rhyme

Rhyme Time


Benchmarks: A.2a, F.2f



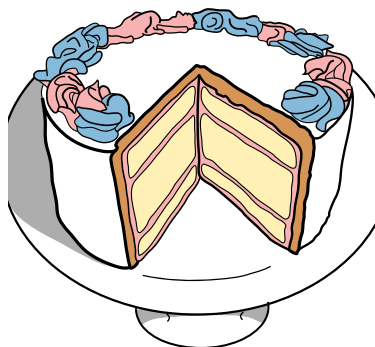
hook




duck




truck



cake



snake



mouse



house