

# Language and Vocabulary

LV10

What Is It For?

Benchmarks: C.1a, C.2c



## Objective

The child will use a variety of word meaning relationships while describing the functions of objects.



## Materials

- Clown Pictures (Activity Master) – *Copy on cardstock, cut apart, and laminate.*
- Location Cards (Activity Master) – *Copy on cardstock, cut apart, and laminate.*
- Bingo ink blotter



## Activity


After teacher introduction, children will describe the function of an object while playing a clown describing game.

1. Distribute a clown and bingo blotter to each child in the group. Place picture cards face down on a flat surface.
2. Child one selects a card and names the picture (e.g., stove) and asks the group, “What is it for?”
3. All children may participate by saying what the item is used for. When a reason is named (e.g., for cooking, for heating food, for baking cookies), the children will put one bingo dot on their clown.
4. Continue taking turns until all the cards are described.
5. Peer evaluation.



## Adaptations and Extensions

- Use one clown that is decorated together as a group.
- If the child choosing a card does not know the object, anyone in the group may respond.
- Add other pictures to describe.



# Language and Vocabulary

LV10

What Is It For?

Benchmarks: C.2c




# Language and Vocabulary


LV10

What Is It For?

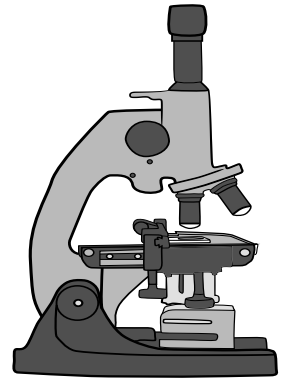
Benchmarks: C.2c




oven



thermometer




microscope



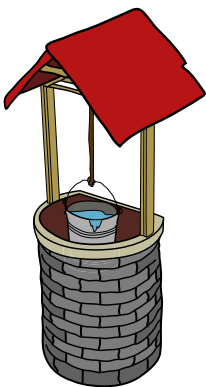
telephone



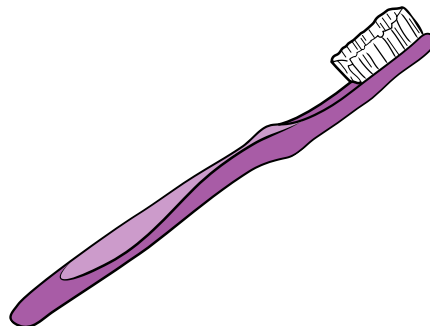
stethoscope



sunglasses



well



toothbrush