



Vocabulary

V. 022

Word Analysis

Semantic Feature Analysis

Objective

The student will identify similarities and differences between the meanings of words.







Materials

- ▶ Information books about a content topic
- ▶ Student sheet
- ▶ Pencil

Activity

Students identify the features that distinguish one word from another by completing a semantic feature analysis grid.

1. Place books at the center. Provide the student with a student sheet.
2. The student says the name of the first picture in the left column (i.e., “cat”) and reads the words across the top row (attributes). Places a check in each attribute box that applies to the word (i.e., cat: fur, tail eyes). Use books if necessary.
3. Continues down the grid until all categories and attributes are compared and student sheet is complete.
4. Teacher evaluation

	scales	feathers	gills	fur	tail	eyes	shell
				✓	✓	✓	
							
							
							
							
							







Extensions and Adaptations

- ▶ Make a large floor graph using masking tape as lines to compare distinguishing features (attributes) of objects (e.g., mittens, shoes, buttons, or toys).
- ▶ Make and use a semantic feature analysis grid for other words.

Name _____

Semantic Feature Analysis

V. 022

shell						
eyes						
tail						
fur						
gills						
feathers						
scales						
						

Name _____

V. 022

Semantic Feature Analysis
