



V.010

Morphemic Elements Compound Word Flip Book



Objective

The student will identify the meaning of compound words.



Materials

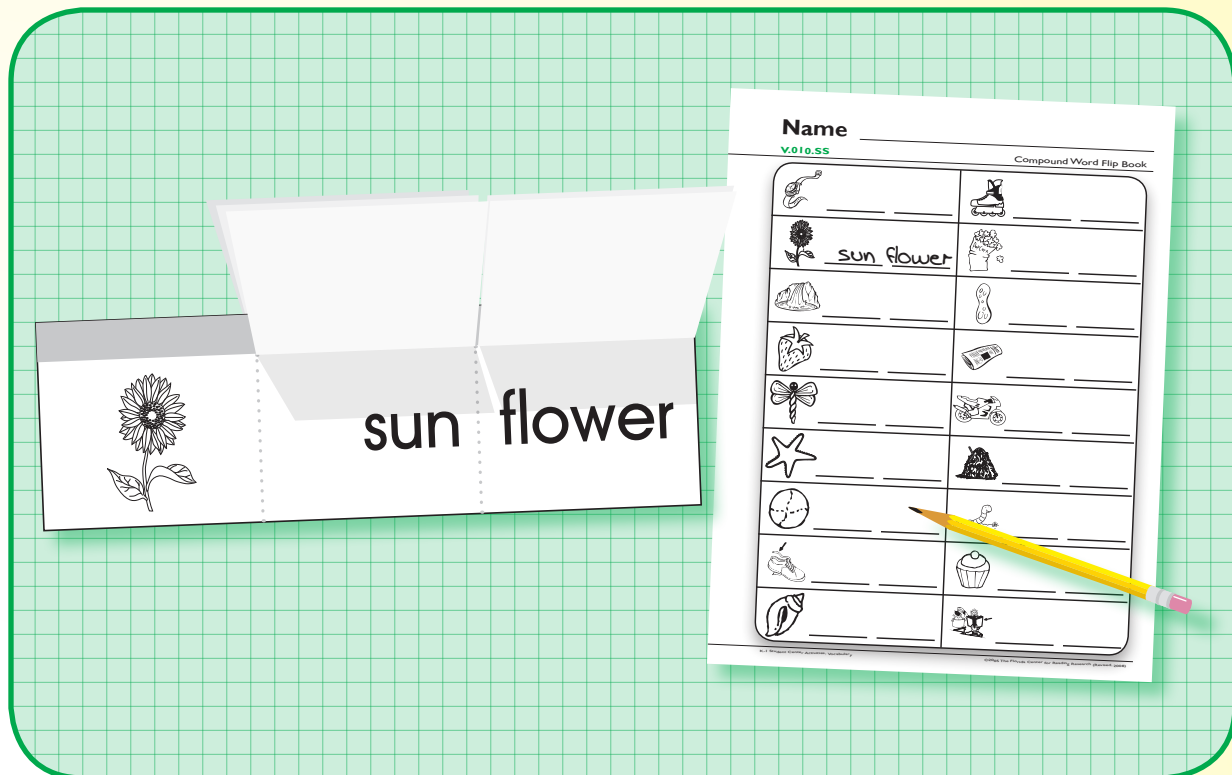
- ▶ Flip pages (Activity Master V.010.AM1a - V.010.AM1c)
Copy, laminate, cut, compile book, and staple.
- ▶ Student sheet (Activity Master V.010.SS)
- ▶ Pencil



Activity

Students make compound words and match them to corresponding pictures in a flip book.

1. Place flip book at the center. Provide the student with a student sheet.
2. The student “flips” the pages in the flip book, selects a picture card on the left hand side, and names the picture (e.g., “sunflower”).
3. “Flips” through the middle and right-hand pages to find two words that make the corresponding compound word (i.e., sun, flower). Reads the word (i.e., “sunflower”) and records on student sheet.
4. Continues until student sheet is complete.
5. Teacher evaluation



Extensions and Adaptations


- ▶ Add pages to the compound word flip book (Activity Master V.010.AM2).

Vocabulary

Compound Word Flip Book

V.010.AM1a

pea stack



pea

stack

news worm



news

worm


motor cake



motor

cake

hay watch




hay

watch



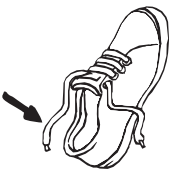



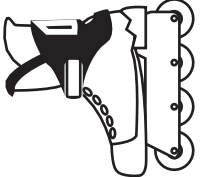



wrist fly






dragon fall

flip pages

	
water	flower
	
sun	berry
	
shoe	fish
	
pop	book



		
	earth	paper
		
	cup	ball

flip pages

Vocabulary

Compound Word Flip Book

V.010.AM1c


cook cycle




straw lace




star blade



roller shell



base corn



sea nut



flip pages

Name _____

V.010.SS

Compound Word Flip Book






































Vocabulary

Compound Word Flip Book

V.010.AM2



blank flip pages