



Phonological Awareness

PA.018

Syllables

Syllable Hopscotch

Objective

The student will segment syllables in words.

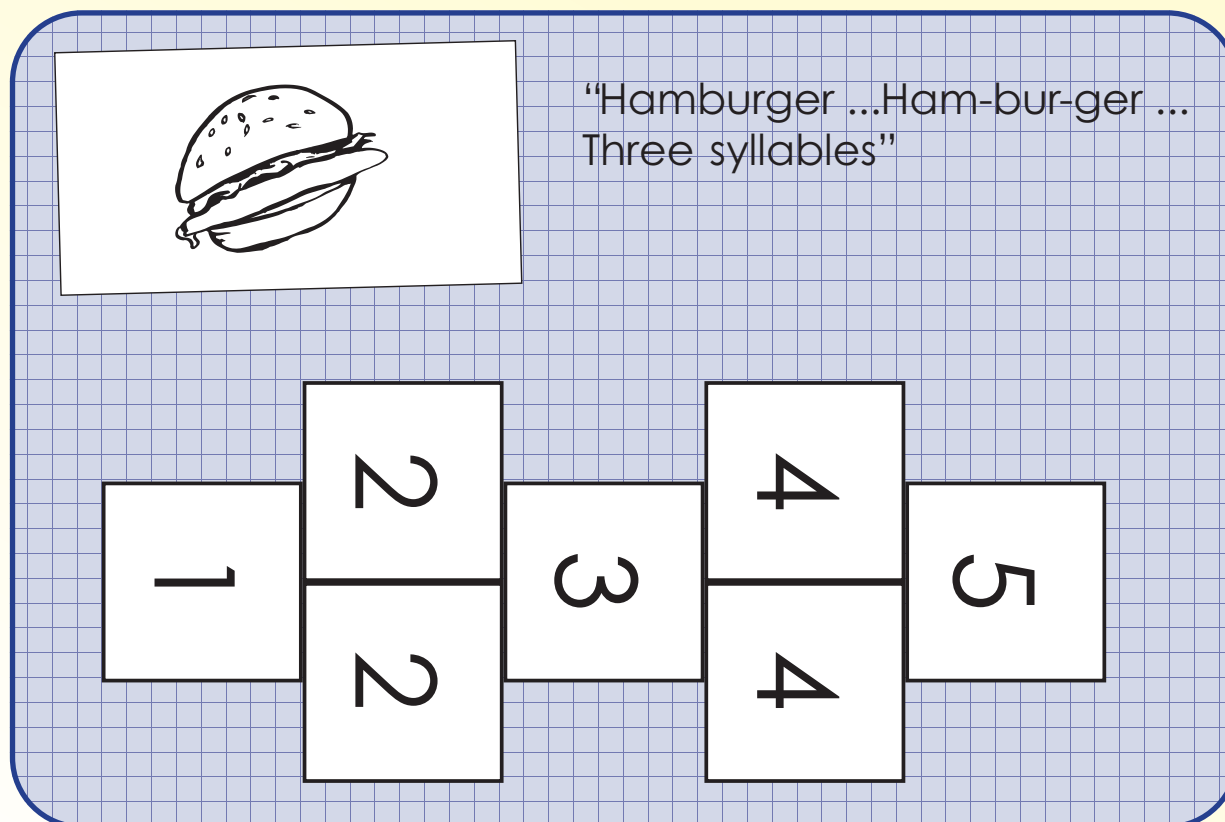
Materials

- ▶ Hopscotch board
- ▶ *Use a hopscotch mat, tape off a hopscotch board, or draw with sidewalk chalk.*
- ▶ One-to-five syllable picture cards

Activity

Students segment the syllables in a word and hop to the corresponding number.

1. Place the cards face down in a stack. Arrange the hopscotch board on the floor.
2. Taking turns, student one selects the top card, names the picture, segments it into syllables, and counts the number of syllables (e.g., “hamburger...ham-bur-ger...three syllables”).
3. Student two repeats the segments and hops to the corresponding number.
4. Reverse roles and continue until all picture cards are used.
5. Peer evaluation



“Hamburger ...Ham-bur-ger ...
Three syllables”

Extensions and Adaptations

- ▶ Use other one-to-five syllable picture cards.
- ▶ See PA.018a for more ideas on how to adapt this activity with a variety of learners.

Phonological Awareness



PA. 018a

Syllables

Syllable Hopscotch

Objective

The student will segment syllables in words.

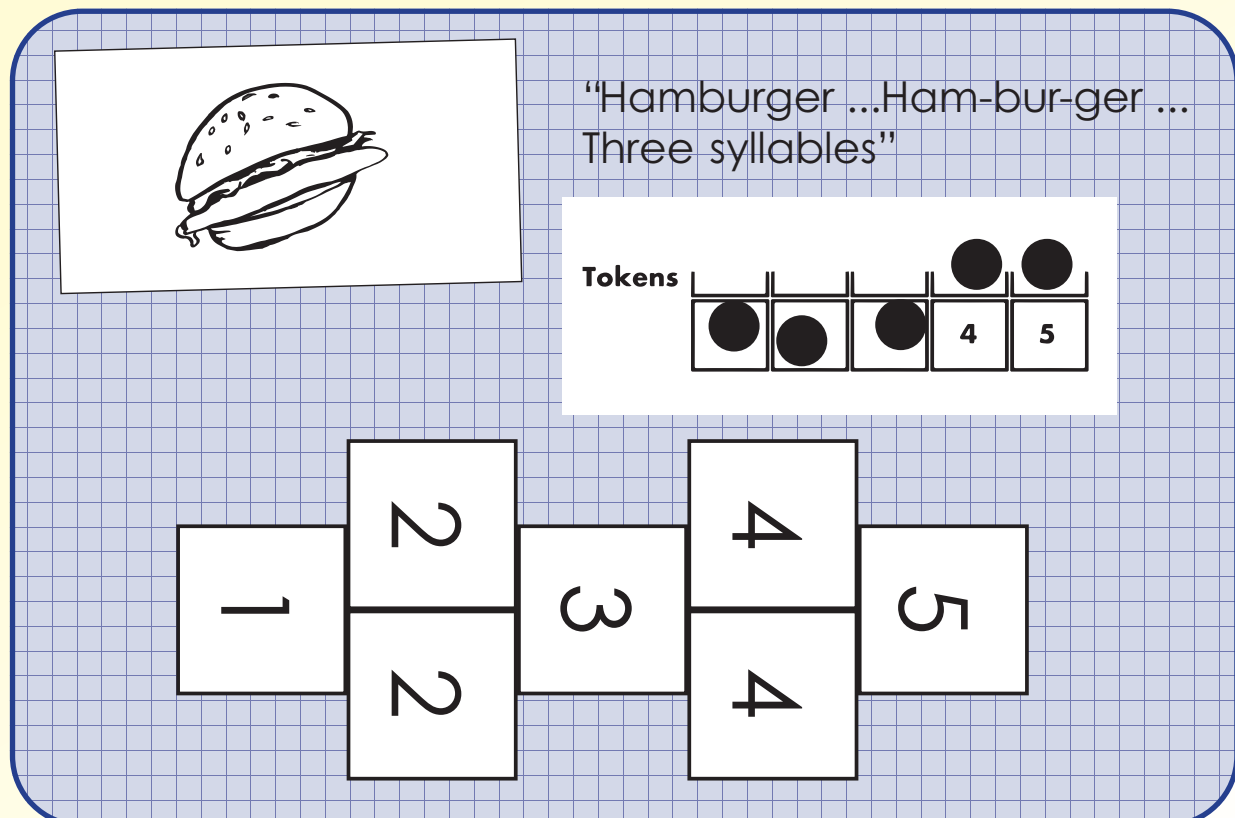
Materials


- ▶ Hopscotch board
- ▶ Use a hopscotch mat, tape off a hopscotch board, or draw with sidewalk chalk.
- ▶ Elkonin boxes
- ▶ Elkonin tokens
- ▶ One-to-five syllable picture cards

Activity

Students segment the syllables in a word and hop to the corresponding number.

1. Place the cards face down in a stack. Arrange the hopscotch board on the floor.
2. Taking turns, student one selects the top card, names the picture, segments it into syllables, and counts the number of syllables (e.g., “hamburger...ham-bur-ger...three syllables”).
3. Student one slides tokens into the Elkonin boxes as they count out syllables.
4. Student two repeats the segments and hops to the corresponding number.
5. Reverse roles and continue until all picture cards are used.
6. Peer evaluation

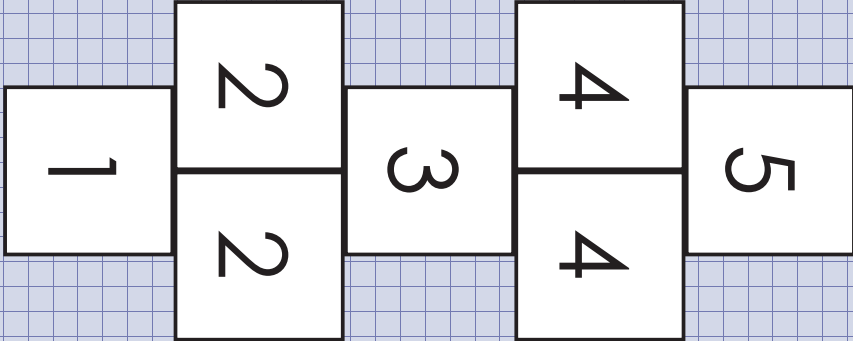




“Hamburger ...Ham-bur-ger ...
Three syllables”

Tokens

			●	●
●	●	●	4	5



Extensions and Adaptations

- ▶ Use other one-to-five syllable picture cards.



Phonological Awareness

PA. 018

Syllables

Syllable Hopscotch

Objective

The student will segment syllables in words.

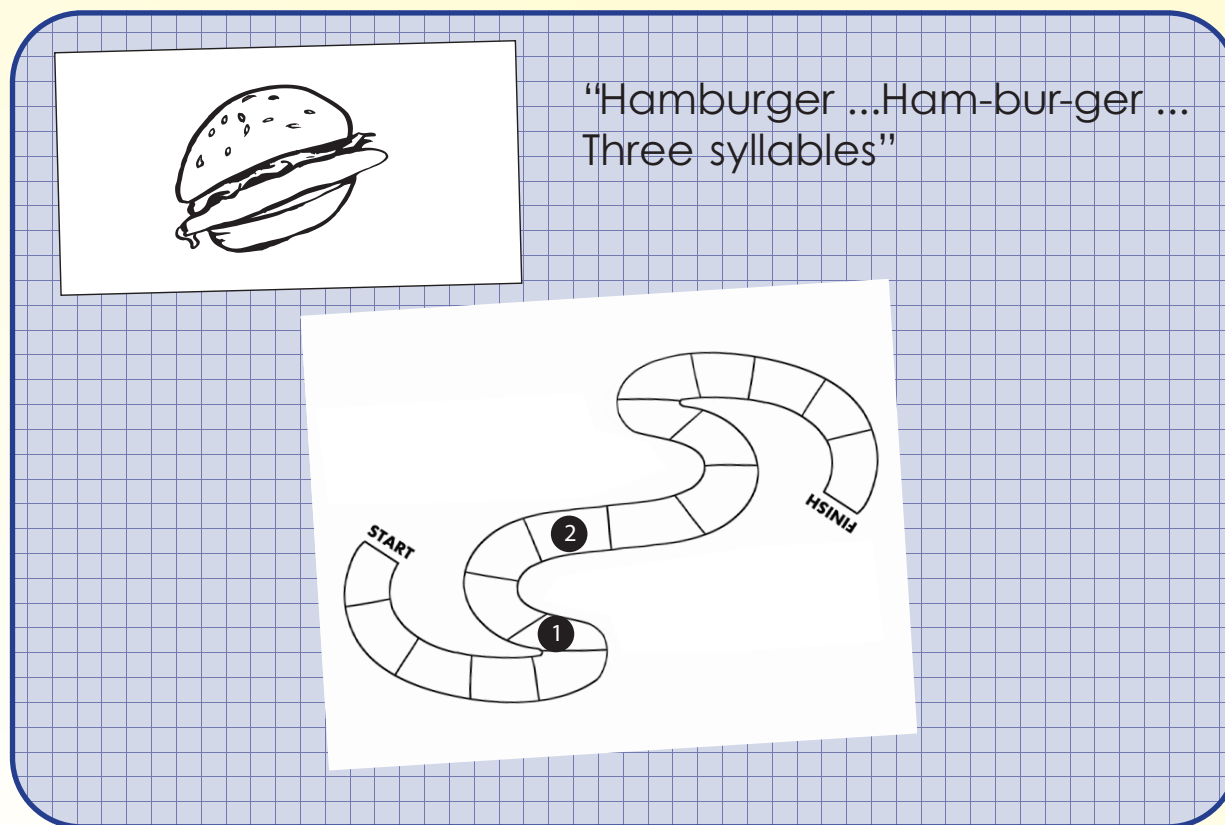
Materials

- ▶ Gameboard
- ▶ Game pieces
- ▶ One-to-five syllable picture cards

Activity

Students segment the syllables in a word and move game piece the corresponding number.

1. Place the cards face down in a stack. Arrange the hopscotch board on the floor.
2. Taking turns, student one selects the top card, names the picture, segments it into syllables, and counts the number of syllables (e.g., “hamburger...ham-bur-ger...three syllables”).
3. Student two repeats the segments and moves that number of spots.
4. Reverse roles and continue until all picture cards are used.
5. Peer evaluation



The image shows a grid background with a picture of a hamburger on the left. To the right of the picture, the text reads: "Hamburger ...Ham-bur-ger ... Three syllables". Below the text is a hopscotch board with a winding path. The path starts at a square labeled "START", goes through a square labeled "1", then a square labeled "2", and ends at a square labeled "FINISH".

Extensions and Adaptations

- ▶ Use other one-to-five syllable picture cards.
- ▶ See PA.018a for more ideas on how to adapt this activity with a variety of learners.

Phonological Awareness



PA. 018a

Syllables

Syllable Hopscotch

Objective

The student will segment syllables in words.


Materials

- ▶ Gameboard
- ▶ Game pieces
- ▶ Elkonin boxes
- ▶ Elkonin tokens
- ▶ One-to-five syllable picture cards

Activity

Students segment the syllables in a word and move game piece the corresponding number.

1. Place the cards face down in a stack. Arrange the hopscotch board on the floor.
2. Taking turns, student one selects the top card, names the picture, segments it into syllables, and counts the number of syllables (e.g., “hamburger...ham-bur-ger...three syllables”).
3. Student one slides tokens into the Elkonin boxes as they count out syllables.
4. Student two repeats the segments and moves that number of spots.
5. Reverse roles and continue until all picture cards are used.
6. Peer evaluation




The image shows a grid background with a rounded rectangle containing three main elements. On the left is a line drawing of a hamburger. To its right, the text reads: "Hamburger ...Ham-bur-ger ... Three syllables". Below this is a hopscotch board with a winding path starting at 'START' and ending at 'FINISH'. The path has numbered spots: 1, 2, 3, 4, 5. To the left of the path are two 'Tokens' boxes, each with five numbered slots (1-5) and a black dot below each slot. The top box has tokens in slots 1, 2, 3, and 4. The bottom box has tokens in slots 4 and 5.


Extensions and Adaptations

- ▶ Use other one-to-five syllable picture cards.

Elkonin Tokens



Game Pieces



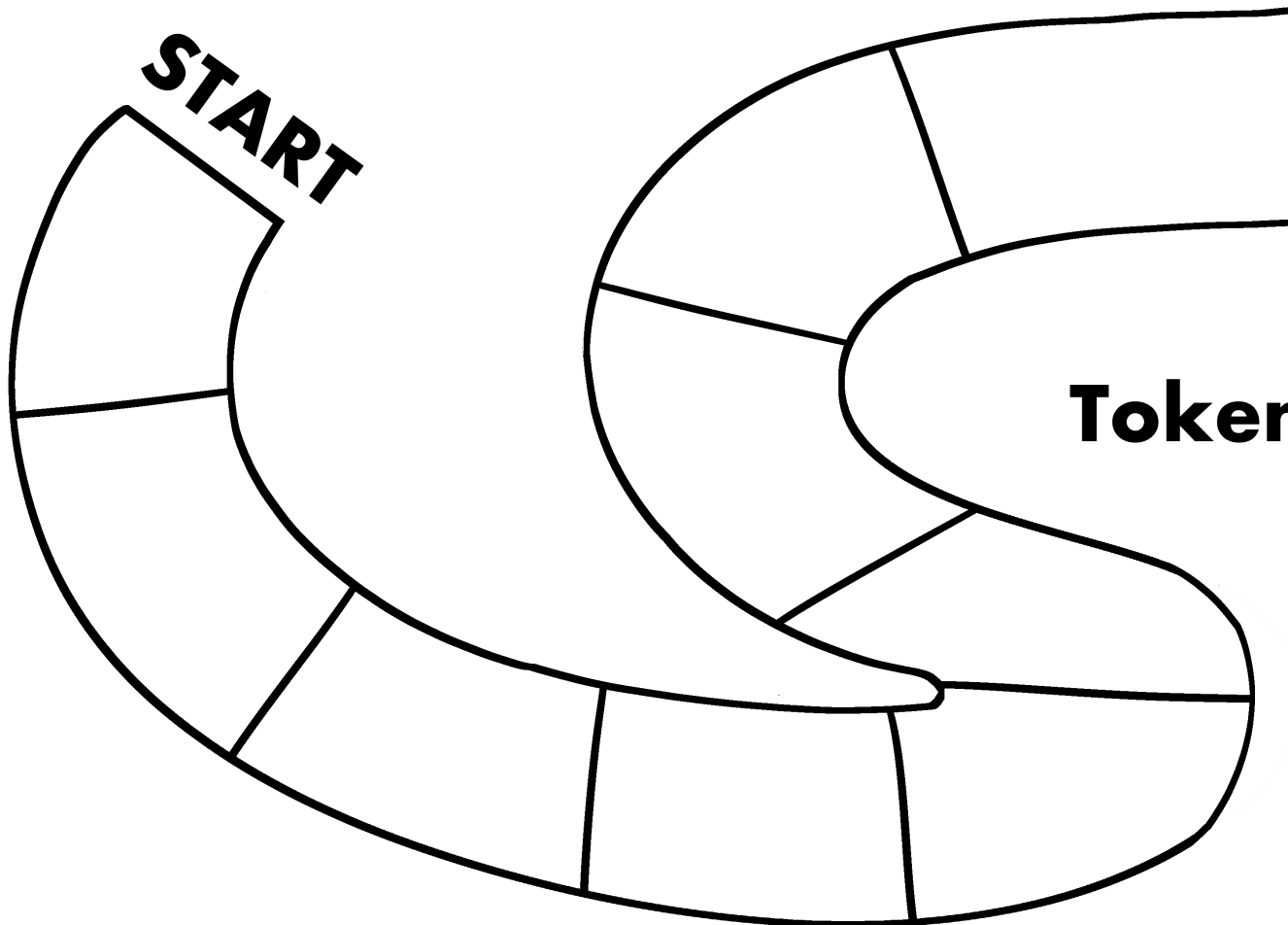
Phonological Awareness

PA. 018

Syllable Hopscotch

5	4	3	2	1

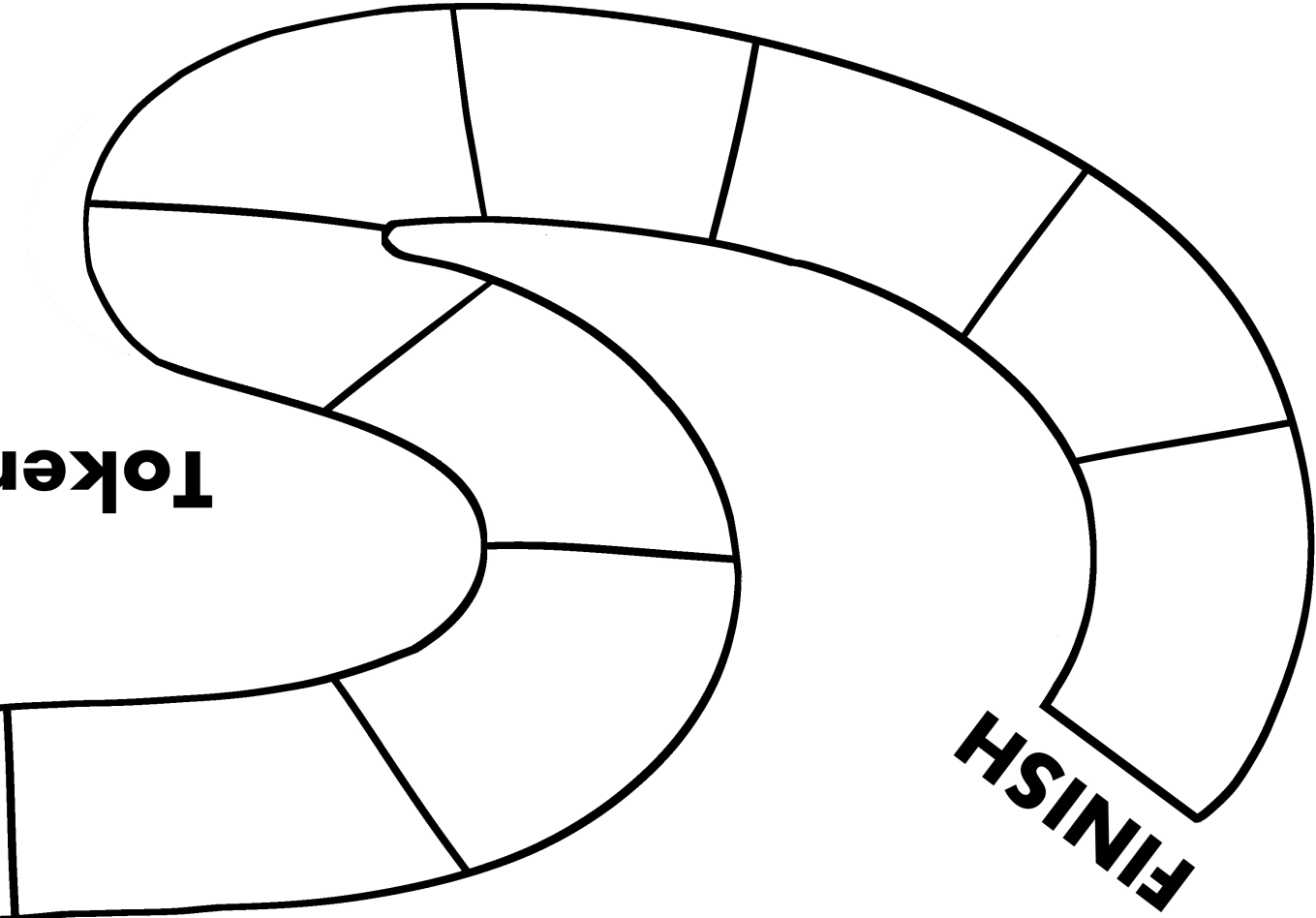
SU



Phonological Awareness

Syllable Hopscotch

PA. 018



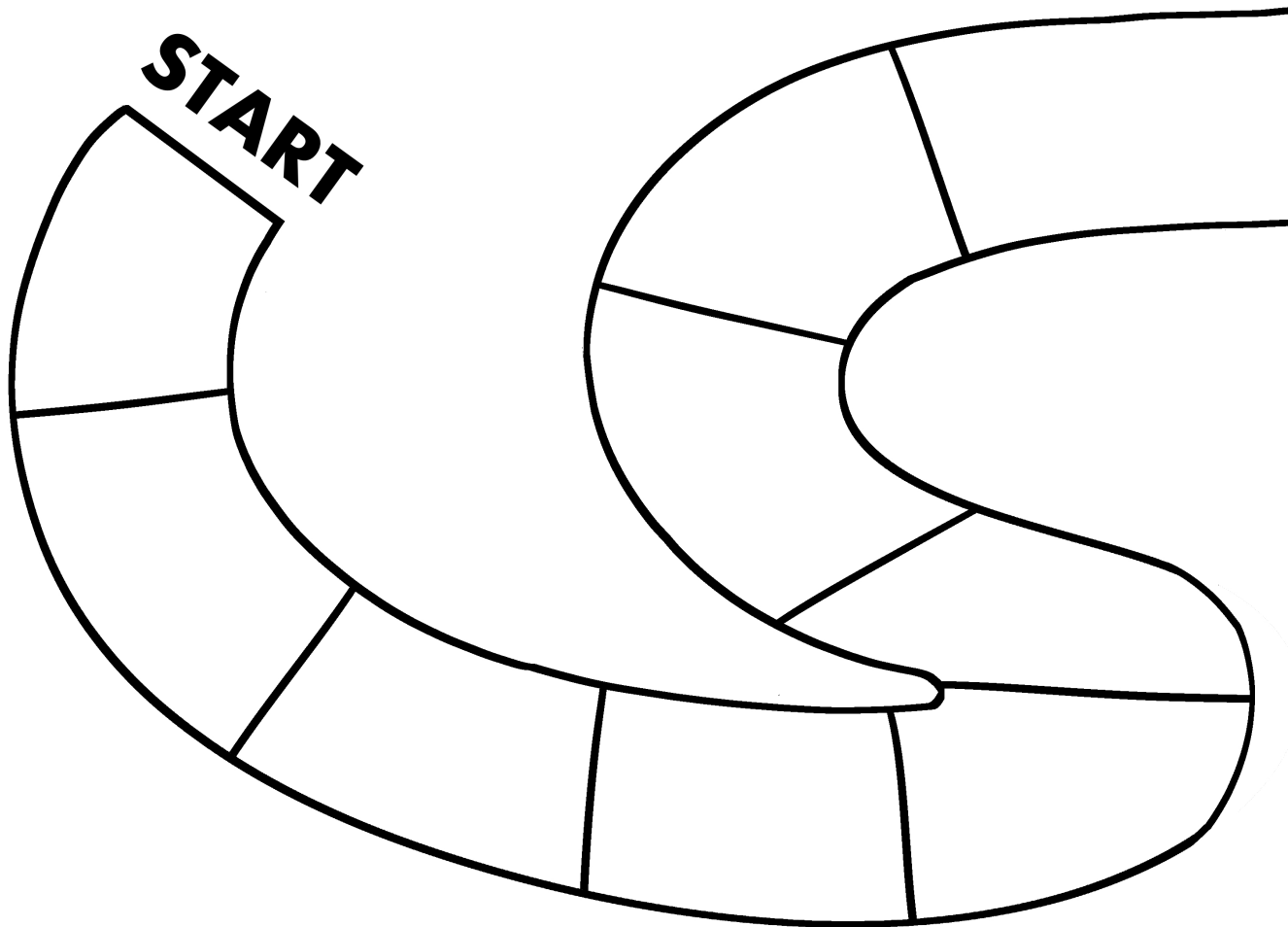
ns

1	2	3	4	5

Phonological Awareness

PA.018

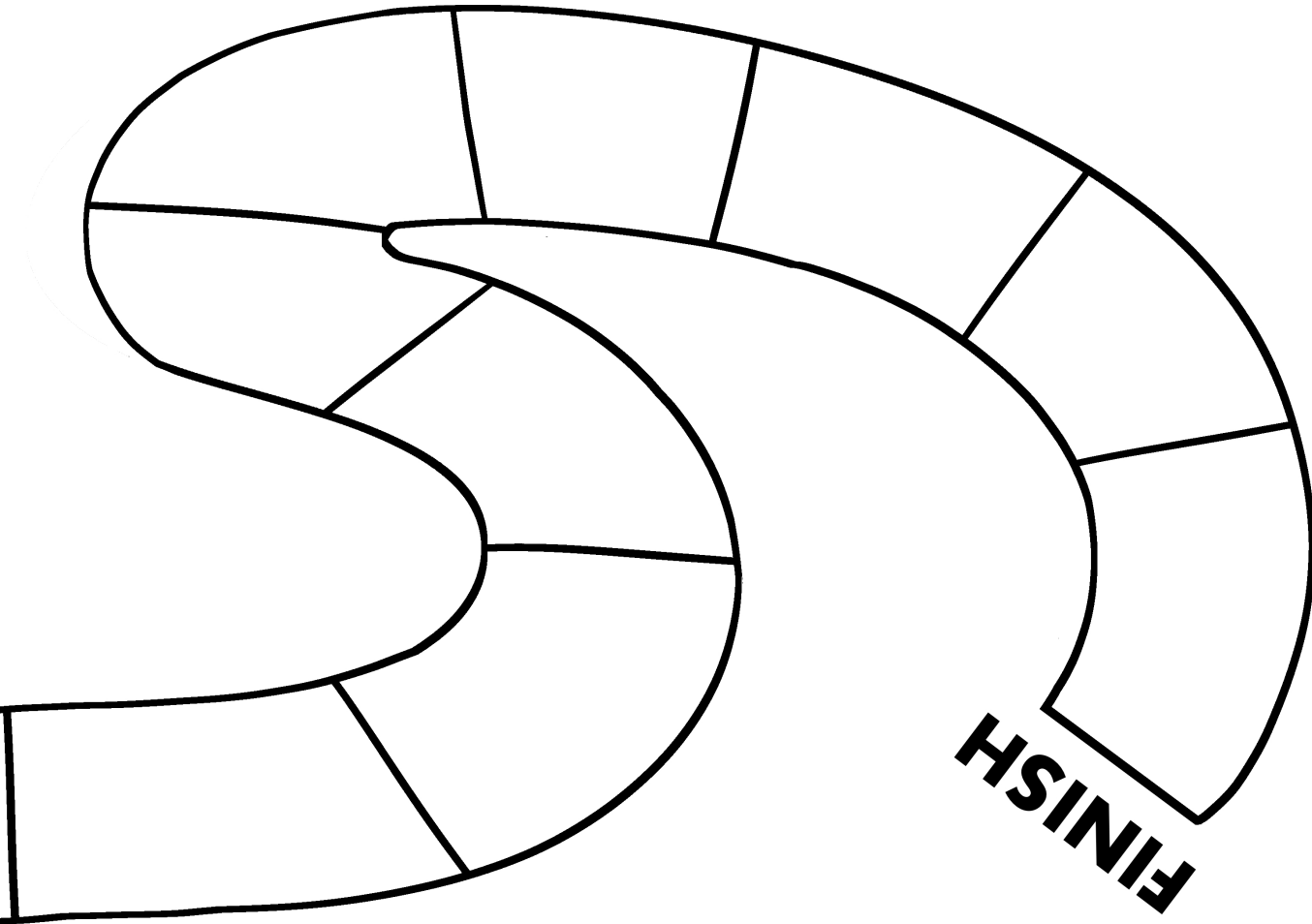
Syllable Hopscotch



Phonological Awareness

Syllable Hopscotch

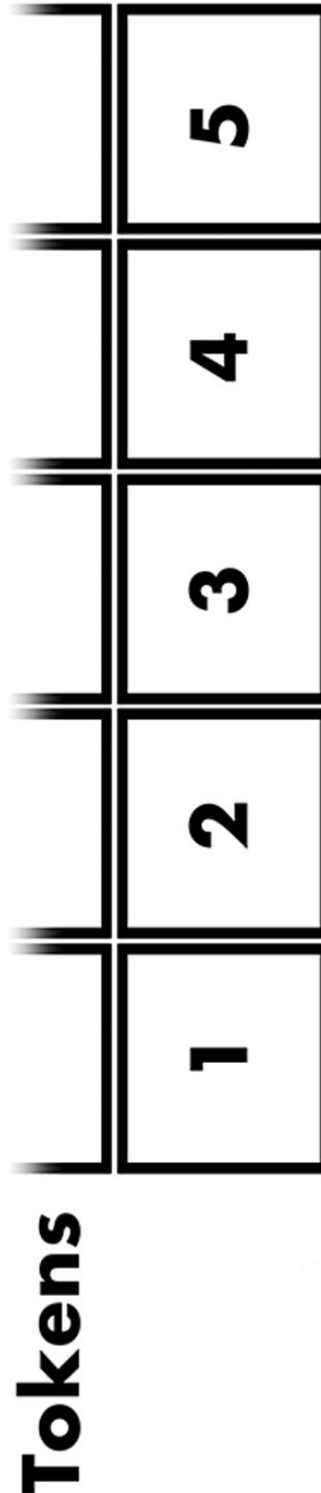
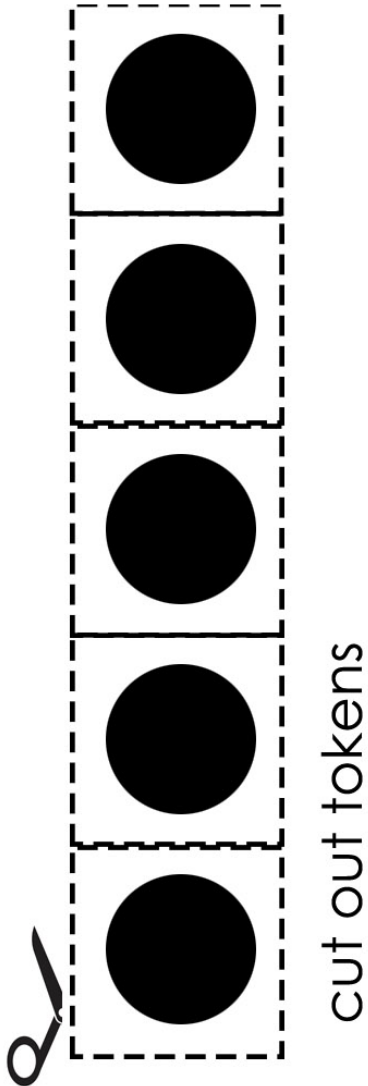
PA. 018



Phonological Awareness

PA. 018


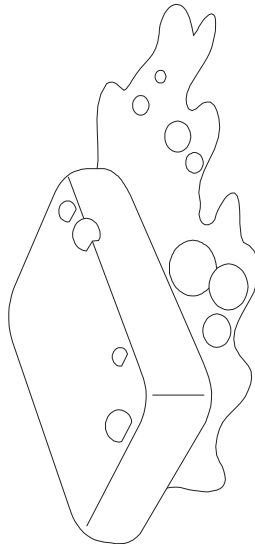



Syllable Hopscotch



Phonological Awareness

Syllable Hopscotch

PA. 018




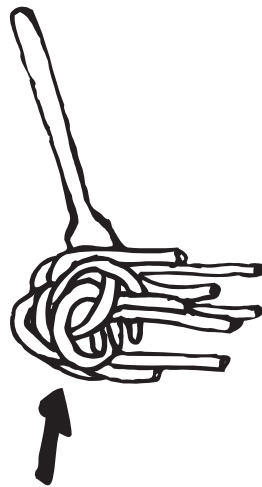
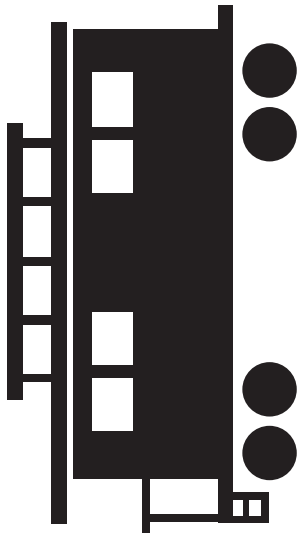
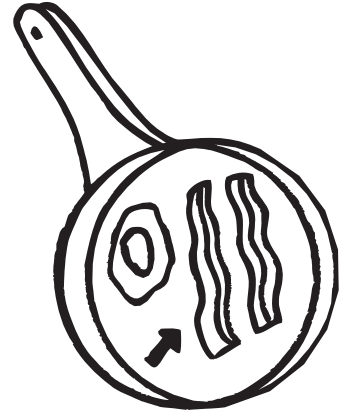
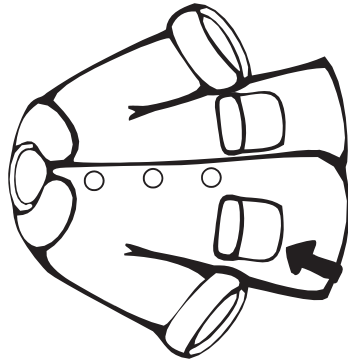
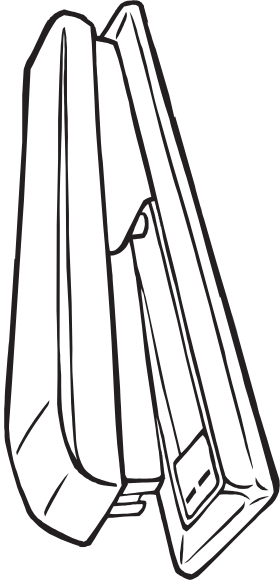
syllable picture cards: king-1, fork-1, lock-1, top-1, soap-1, tire-1



Phonological Awareness

PA. 018

Syllable Hopscotch



syllable picture cards:


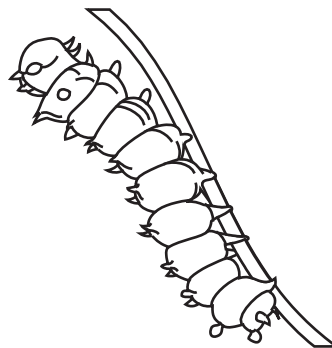



stapler-2, pocket-2, bacon-2, caboose-2, spaghetti-3, popsicle-3



Phonological Awareness

Syllable Hopscotch

PA. 018



syllable picture cards:

hamburger-3, tornado-3, gorilla-3, television-4, caterpillar-4, tarantula-4



Phonological Awareness

PA. 018

Syllable Hopscotch



syllable picture cards: thermometer-4, rhinoceros-4, hippopotamus-5

