

# Phonological Awareness



## Phoneme Segmenting

PA. 043

### Phoneme Hopscotch



#### Objective

The student will segment phonemes in words.



#### Materials

- ▶ Hopscotch board  
*Use a hopscotch mat, tape off a hopscotch board, or draw with sidewalk chalk.*
- ▶ Two-to-six phoneme picture cards



#### Activity

**Students segment the number of phonemes in a word and hop to the corresponding number.**

1. Place the phoneme picture cards face down in a stack and arrange the hopscotch board on the floor.
2. Taking turns, student one selects the top card, names the picture, segments it into phonemes, and counts the number of phonemes (e.g., “domino, /d/ /o/ /m/ /i/ /n/ /ō/. That’s six sounds.”).
3. Student two repeats the segments and hops to the corresponding number.
4. Reverse roles and continue until all picture cards are used.
5. Peer evaluation

"Domino.../d/.../ō/.../m/.../i/.../n/.../ō/.  
That's six sounds!"



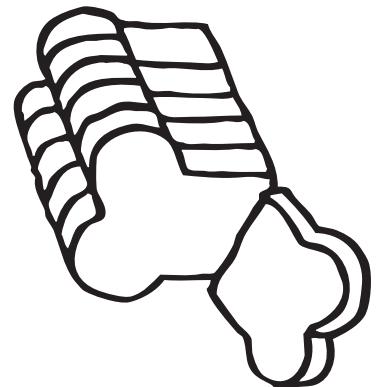




#### Extensions and Adaptations

- ▶ Play using other phoneme picture cards.

# Phonological Awareness

PA. 043

Phoneme Hopscotch



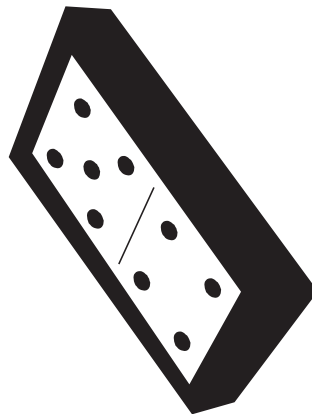

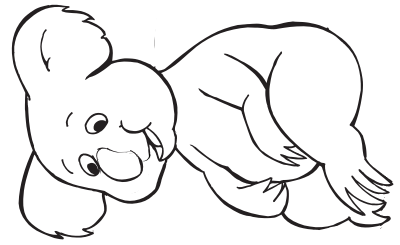

phoneme picture cards: hay-2, jar-2, tack-3, mice-3 snail-4, bread-4



# Phonological Awareness

Phoneme Hopscotch

PA. 043



phoneme picture cards: tent-4, rabbit-5, koala-5, robot-5, domino-6, dragon-6

