



Phonological Awareness

PA. 035

Phoneme Matching

Sound Pictures and Picture Puzzles

Objective

The student will match medial phonemes in words.

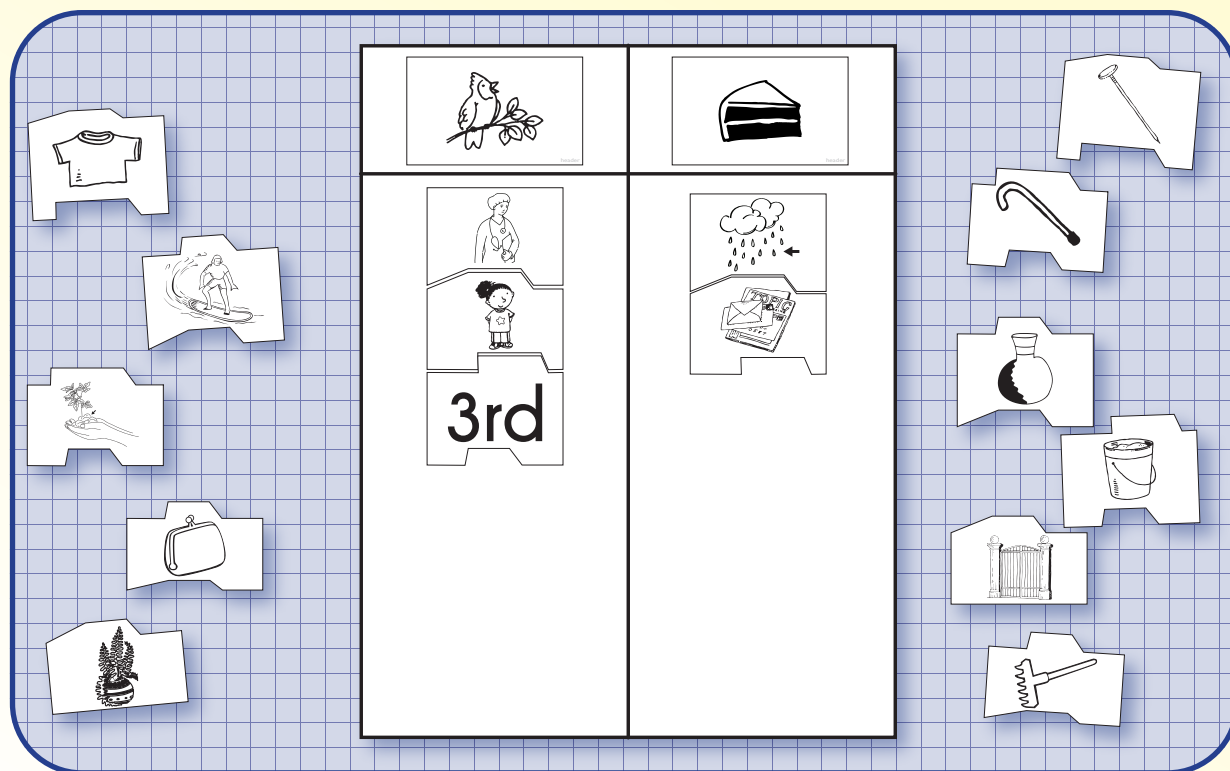
Materials

- ▶ Poster board
Draw a T-chart.
- ▶ Medial sound header cards
Place at the top of the T-chart.
- ▶ Medial sound picture puzzles
Copy on card stock and cut.

Activity

Students sort medial sound pictures and assemble to create puzzles.

1. Place the T-chart on a flat surface. Scatter the pieces of the medial sound picture puzzles around the chart.
2. Taking turns, students select a puzzle picture, name the picture, and say its medial sound (e.g., “mail, /ā/”). Place in column under corresponding header card (i.e., cake).
3. Continue until all pieces are placed under corresponding header card. Assemble each puzzle.
4. Peer evaluation



Extensions and Adaptations

- ▶ Illustrate other pictures with the same medial sounds as those on the student T-chart.
- ▶ Make other target sound picture puzzles to match.

Phonological Awareness

Sound Pictures and Picture Puzzles

PA. 035



header



header


medial sound header cards: bird, cake



Phonological Awareness

PA. 035

Sound Pictures and Picture Puzzles



medial sound picture cards: nurse, shirt, girl, dirt, third, surf, purse, fern

Phonological Awareness

Sound Pictures and Picture Puzzles

PA. 035




medial sound picture cards: rain, nail, mail, cane, pail, vase, rake, gate

Phonological Awareness

PA. 035

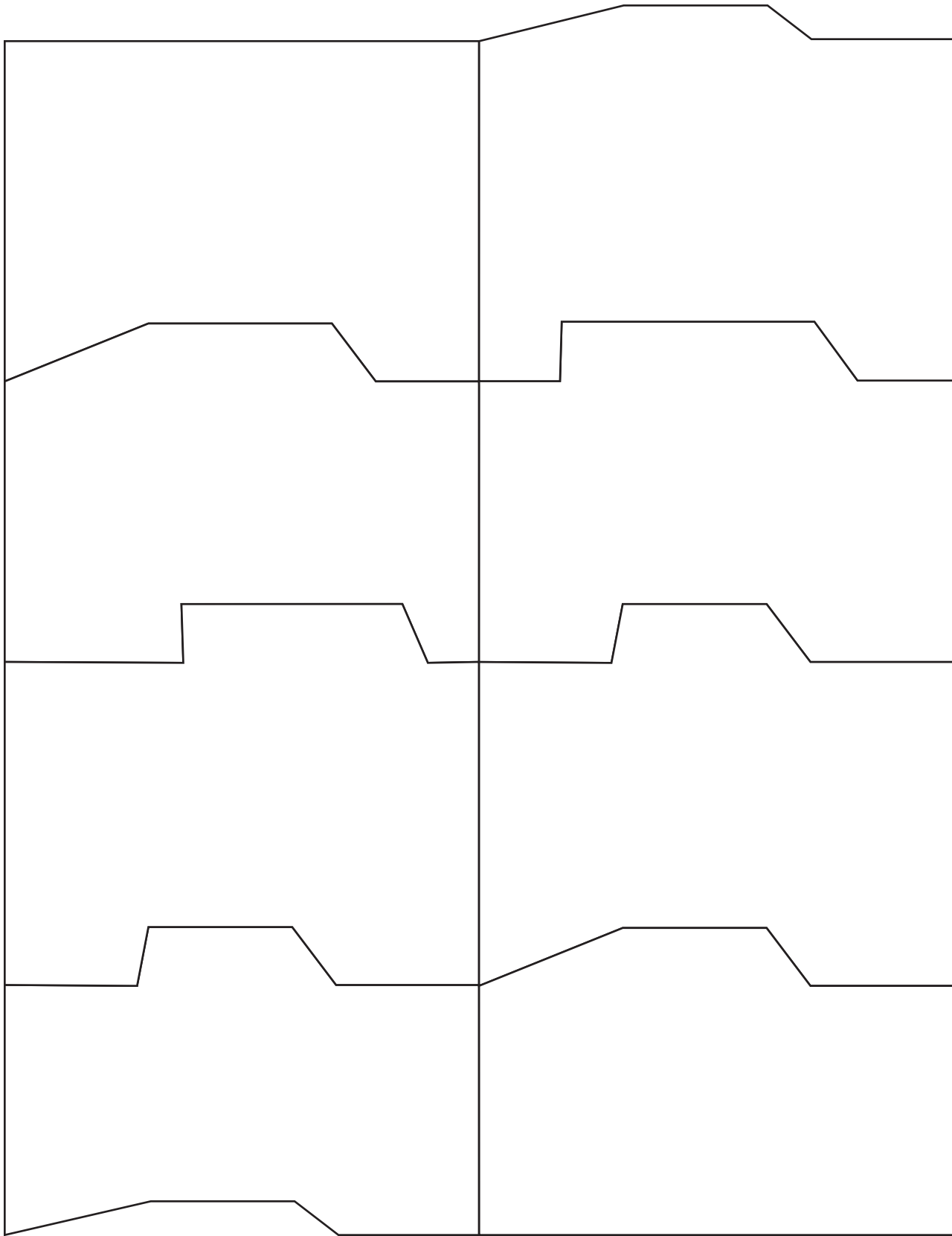
Sound Pictures and Picture Puzzles



Phonological Awareness

Sound Pictures and Picture Puzzles

PA. 035



blank puzzle pieces