



## Phoneme Matching

PA. 027

### Sound Train



#### Objective

The student will match initial phonemes in words.



#### Materials

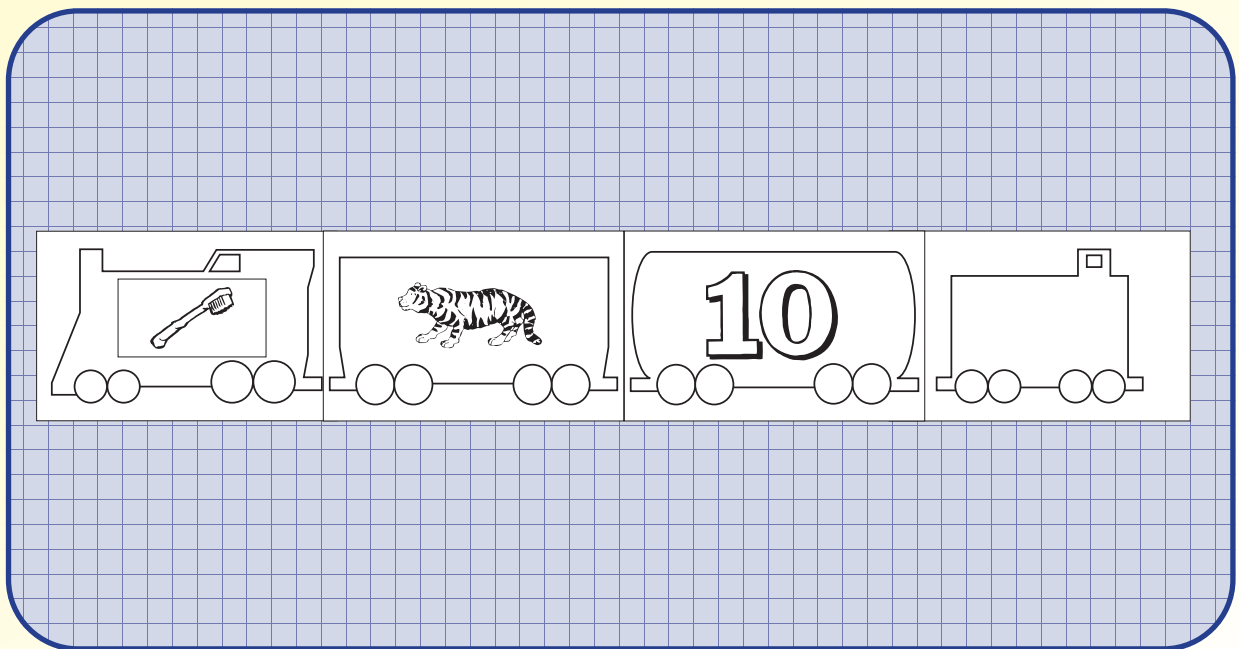
- ▶ Sound Train engine and caboose
- ▶ Sound Train cars
- ▶ *Copy five times.*
- ▶ Construction paper
- ▶ *Use as the platform.*
- ▶ Initial sound objects or picture cards
- ▶ *Choose a target picture (e.g., toothbrush) and attach it to the train engine.*
- ▶ Non-target initial sound objects or picture cards



#### Activity

**Students sort objects by target initial sound on the sound train.**

1. Place the engine, cars, and caboose in a line on a flat surface. Place the platform and objects at the center.
2. Taking turns, students select an object, name the object, and say the initial sound (e.g., “tiger, /t/”). Determine if initial sound matches target sound (i.e., /t/).
3. If it matches, place object on a train car. If it does not match, place on the platform.
4. Continue until all objects are sorted.
5. Peer evaluation



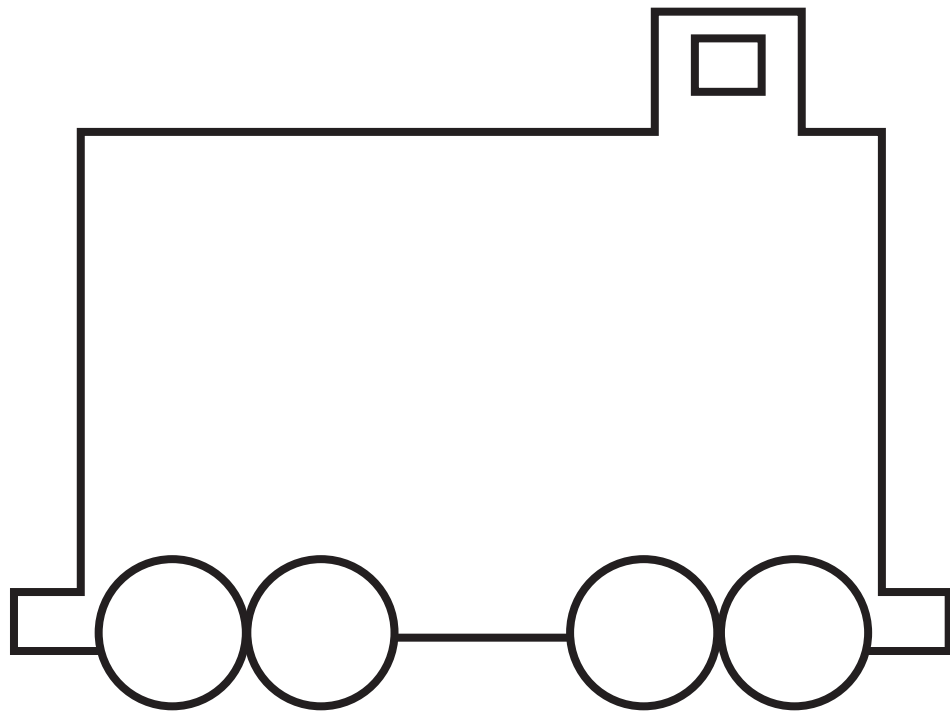

#### Extensions and Adaptations

- ▶ Include objects with digraphs as initial sounds.
- ▶ Use final or medial target and non-target sound picture cards.

# Phonological Awareness

PA. 027

Sound Train





sound train engine and caboose



# Phonological Awareness

Sound Train

PA. 027




sound train cars



# Phonological Awareness

PA. 027

Sound Train



2

10




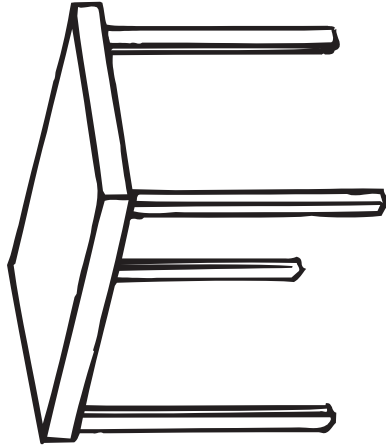
initial sound picture cards: tiger, toothbrush, turkey, tie, two, ten



# Phonological Awareness

Sound Train

PA. 027



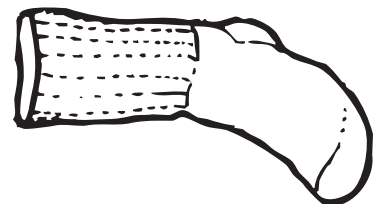

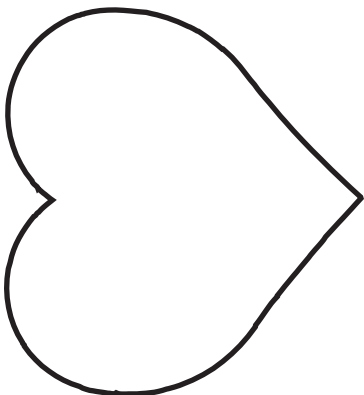
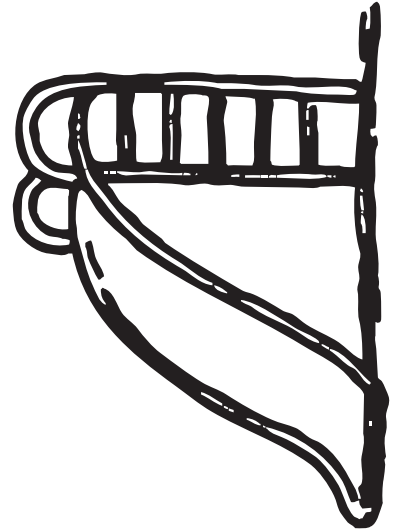

initial sound picture cards: tree, table, turtle, toothpaste, train, ticket



# Phonological Awareness

PA. 027

Sound Train



non-target initial sound picture cards: six, fish, slide, heart, wall, sock

