

# Phonological Awareness



## Phoneme Isolating

PA. 039

### Sound Quest

#### Objective

The student will isolate initial, final, and medial phonemes in words.

#### Materials

- ▶ Double-picture cards
- ▶ Student sheet


*Note: The head of the shark denotes the beginning sound, the body of the shark denotes the medial sound, and the tail denotes the final sound.*

- ▶ Scissors
- ▶ Glue

#### Activity

Students sort pictures according to initial, medial, and final sounds.

1. Provide the student with a set of double-picture cards and a student sheet. Place scissors and glue at the center.
2. The student cuts out a double-picture card, names both pictures, and determines if the two pictures share the same initial, medial, or final sound (e.g., “soap, boat; both words have the same middle sound /ō/”).
3. Glues the card under the correct heading (i.e., the middle of the shark).
4. Continues until all double-picture cards are glued on student sheet.
5. Teacher evaluation







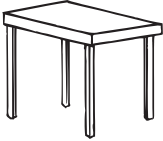














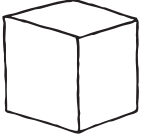










#### Extensions and Adaptations

- ▶ Illustrate other double-picture cards with matching initial, final, or medial phonemes sort.

# Phonological Awareness

PA. 039

Sound Quest

duck/dog  
rooster/rainbow  
grape/whale  
mule/cube  
mop/ship

mouse/map  
skeleton/smoke  
feet/cheese  
axe/box  
stick/rock


table/tractor  
soap/boat  
bike/five  
bus/glass  
elf/leaf



# Name \_\_\_\_\_

Sound Quest

PA. 039



--	--	--