



Quick Pick



Objective

The student will segment and blend onsets and rimes in words.



Materials

- ▶ Onset and rime picture cards



Activity


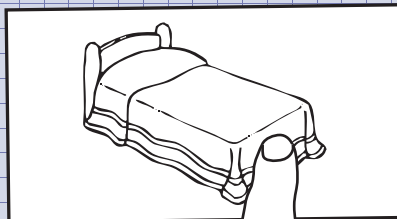

Students use onset clues to guess the picture card.

1. Place the cards face down in a stack on a flat surface.
2. Taking turns, one student selects and places three cards face up on the table.
3. Says the onset for one of the picture cards (e.g., “This word begins with /b/.”).
4. The first student to find the picture for that onset and say the rime (e.g., “/ed/”) gets that card. All students say the full name of the target picture (e.g., “bed”). The two remaining cards are placed at the bottom of the stack.
5. Continue until all cards are used.
6. Peer evaluation

“This word begins with /b/.”

“/ed/”

“Bed!”



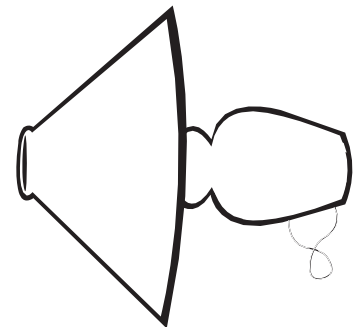

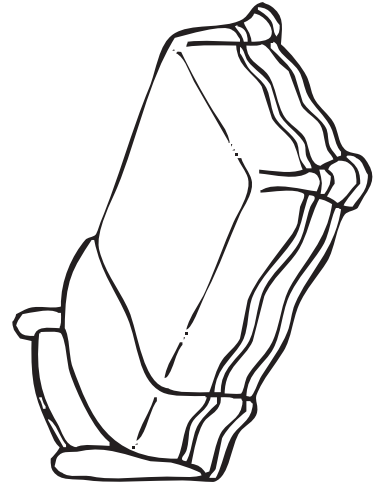

Extensions and Adaptations

- ▶ Play by naming a matching rhyming word.

Phonological Awareness

PA. 021

Quick Pick



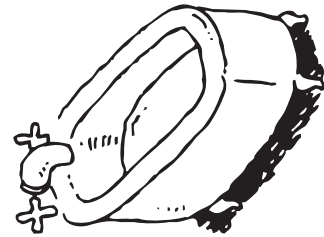
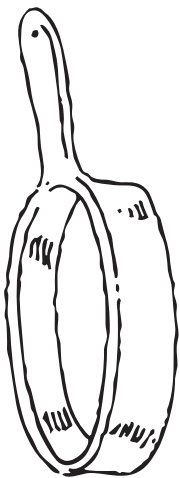
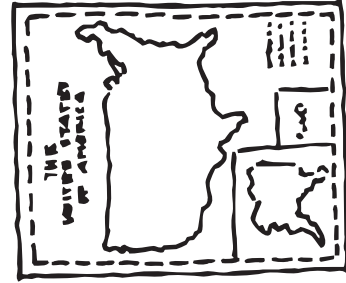


onset and rime picture cards: yarn, skunk, bed, ring, duck, lamp



Phonological Awareness

Quick Pick

PA. 021




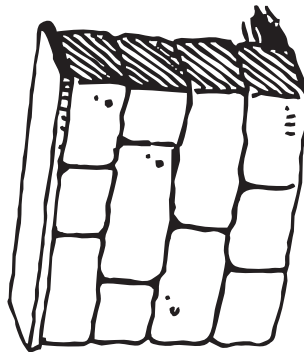




onset and rime picture cards: kite, jam, map, pan, hop, tub



Phonological Awareness

PA. 021

Quick Pick



onset and rime picture cards: nut, game, fork, queen, wall, vase

