



#### Objective

The student will match initial phonemes to graphemes.

#### Materials


- ▶ Student photographs
- ▶ Poster board

*Write the letters of the alphabet vertically down the left side of the poster board.*

#### Activity

Students match the initial sounds in classmates' names to letters using student photographs.

1. Place scattered student photographs on a flat surface. Place poster board at the center.
2. Working in pairs, students select a photograph, name the student, and say the initial sound in the student's name.
3. Place photograph on the chart beside the letter that corresponds to the initial sound.
4. Continue until all photographs are sorted.
5. Peer evaluation



A photo chart on a grid background. On the left, there are four scattered student photographs: a boy in a sweater, a girl with curly hair, a girl with a ponytail, and a boy with curly hair. On the right, a white poster board is pinned with the letters A, B, C, D, E, and F listed vertically. A photograph of a boy is placed next to the letter B, a photograph of a girl with curly hair is placed next to the letter D, and a photograph of a boy with curly hair is placed next to the letter E.


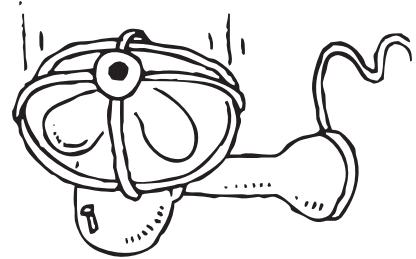
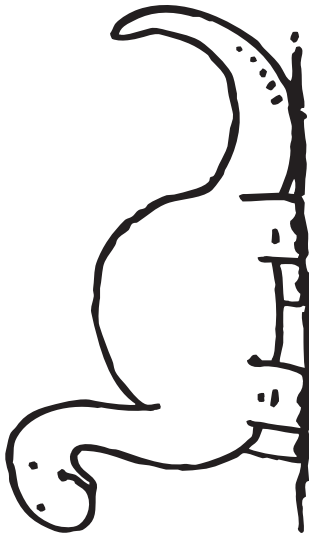
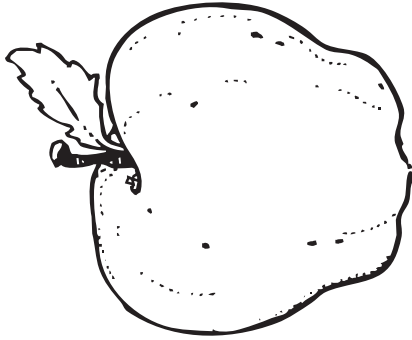
#### Extensions and Adaptations

- ▶ Sort student names by final sound.
- ▶ Sort picture cards by initial sound (Activity Master P.013.AM1a - P.013.AM1c).

# Phonics

Photo Chart

P.013.AM1a




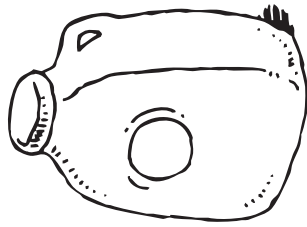


picture cards: apple, ball, camera, dinosaur, egg, fan, gorilla, hug, igloo



P.013.AM1b

Photo Chart



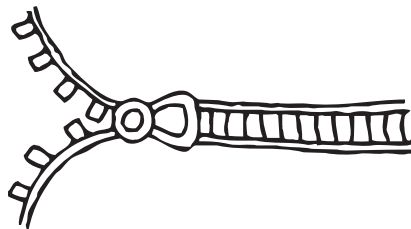



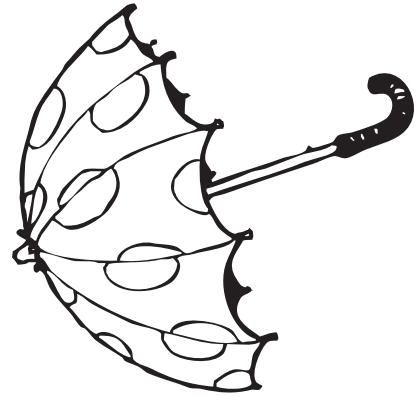

picture cards: jug, kangaroo, lion, monkey, nose, ostrich, popcorn, queen, robot



# Phonics

Photo Chart

P.013.AM1c



picture cards: snail, tiger, umbrella, vacuum, wheel, x-ray, yak, zipper

