

Phonological Awareness



Syllables

PA. 019

Syllable Graph

Objective

The student will segment syllables in words.






Materials

- ▶ One-to-four syllable picture cards
- ▶ Student sheet
- ▶ Scissors
- ▶ Glue

Activity

Students count syllables in words and graph them.

1. Place scissors and glue at the center. Provide the student with a student sheet and picture cards page.
2. The student cuts apart the pictures and places them in a stack.
3. Selects the top card from the stack and names it. Says it again while finger tapping to count the syllables in the word.
4. Glues the picture above the corresponding number on the graph.
5. Continues until student sheet is complete.
6. Teacher evaluation

Name _____			
PA.019		Syllable Graph	
			
			
1	2	3	4

Extensions and Adaptations

- ▶ Sort words by number of phonemes.
- ▶ Make other syllable pictures to graph.
- ▶ Use student pictures to graph.



Phonological Awareness

PA. 019a

Syllables
Syllable Graph



Objective

The student will segment syllables in words.



Materials

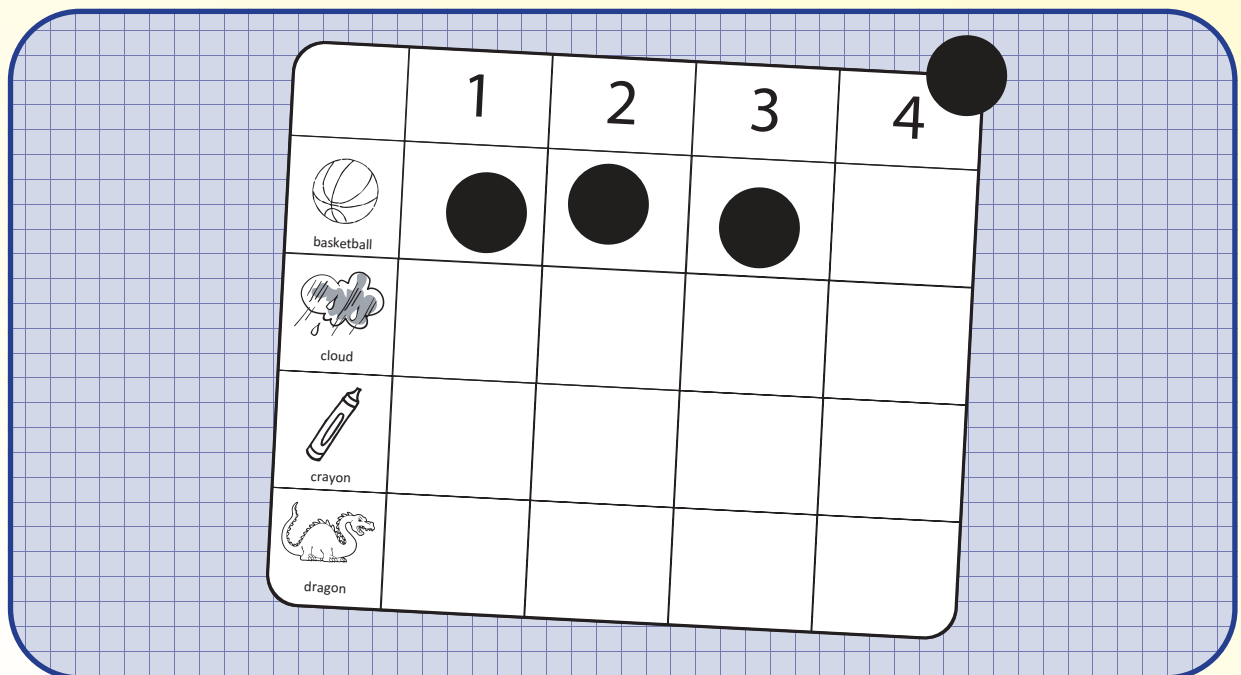
- ▶ One-to-four syllable picture cards
- ▶ Student sheet
- ▶ Scissors
- ▶ Glue
- ▶ Elkonin boxes
- ▶ Elkonin tokens



Activity

Students count syllables in words and graph them.

1. Place scissors and glue at the center. Provide the student with a student sheet and picture cards page.
2. The student cuts apart the pictures and places them in a stack.
3. Selects the top card from the stack and names it. Says it again while finger tapping to count the syllables in the word.
4. Student one slides tokens into the Elkonin boxes as they count out syllables.
5. Student two repeats the segments and moves that number of spots.
6. Glues the picture above the corresponding number on the graph.
7. Continues until student sheet is complete.
8. Teacher evaluation




Extensions and Adaptations

- ▶ Use other one-to-five syllable picture cards.

Phonological Awareness

Syllable Graph

PA. 019



syllable picture cards: wolf-1, foot-1, dress-1, cloud-1, ice-1, flower-2, monkey-2, dragon-2, crayon-2, iron-2, basketball-3, microscope-3, lollipop-3, triangle-3, newspaper-3, watermelon-4, helicopter-4, harmonica-4, tarantula-4

Name _____

PA. 019

Syllable Graph


1	2	3	4

Phonological Awareness

Syllable Graph

PA. 019a





Elkonin
Tokens



Phonological Awareness

PA. 019a

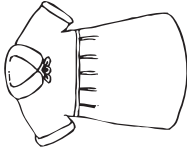



Syllable Graph

4				
3				
2				
1				
	 basketball	 cloud	 crayon	 dragon

Phonological Awareness

Syllable Graph





PA. 019a

4				
3				
2				
1				
	 dress	 flower	 foot	 harmonica

Phonological Awareness

PA. 019a





Syllable Graph

4				
3				
2				
1				
	 helicopter	 ice	 iron	 lollipop

Phonological Awareness

Syllable Graph

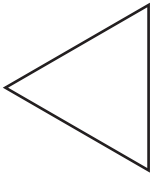


PA. 019a

4				
3				
2				
1				
	 microscope	 monkey	 newspaper	 tarantula

Phonological Awareness

PA. 019a

Syllable Graph

4				
3				
2				
1				
	 triangle	 watermelon	 wolf	

Phonological Awareness

Syllable Graph

PA. 019a

4				
3				
2				
1				