

Phonological Awareness

PA6

Rhyme

Rhyme Memory Match

Benchmarks: A.2a, F.2f



Objective

The child will recognize rhyming words.



Materials

- Rhyme Picture Cards (Activity Master)



Activity



After teacher introduces the activity, children match rhyme pairs of picture cards.

1. Place the Rhyme Picture Cards face down in rows. To begin with, use only a set of 6 to 8 cards with 3 or 4 rhymes to match.
2. Taking turns, children select two cards, name the picture on each (e.g., “crown, clown”), and determine if there is a match.
3. If there is a match, pick up the cards and place to the side. If cards do not match, return them to their original positions.
4. Continue until all rhyming pairs are made.
5. Peer evaluation.



Adaptations and Extensions

- Sort cards on a pocket chart and review rhyming pairs.
- Play using initial sound picture cards.

 crown		
		 clown


Phonological Awareness

PA6

Rhyme

Rhyme Memory Match

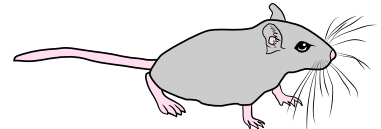
Benchmarks: A.2a, F.2f



book




cook




mouse



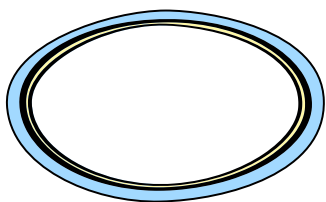
house




pie




tie



dish



fish



bee


Phonological Awareness

PA6

Rhyme

Rhyme Memory Match

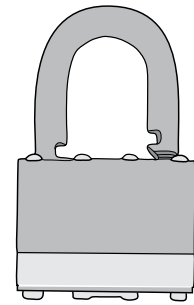
Benchmarks: A.2a, F.2f




tree




sock



lock




moon



spoon



clown



crown