

Phonological Awareness

PA23

Onset Rime

Rime House

Benchmarks: A.2a, F.2f



Objective

The child will segment, blend, and match onsets and rimes in words.



Materials

- Rime House (Activity Master) - Copy 3-6 times on cardstock and laminate to use as work boards. Make a copy for child use.
- Onset and Rime Picture Cards (Activity Master) - Copy on cardstock, cut apart, and laminate.



Activity

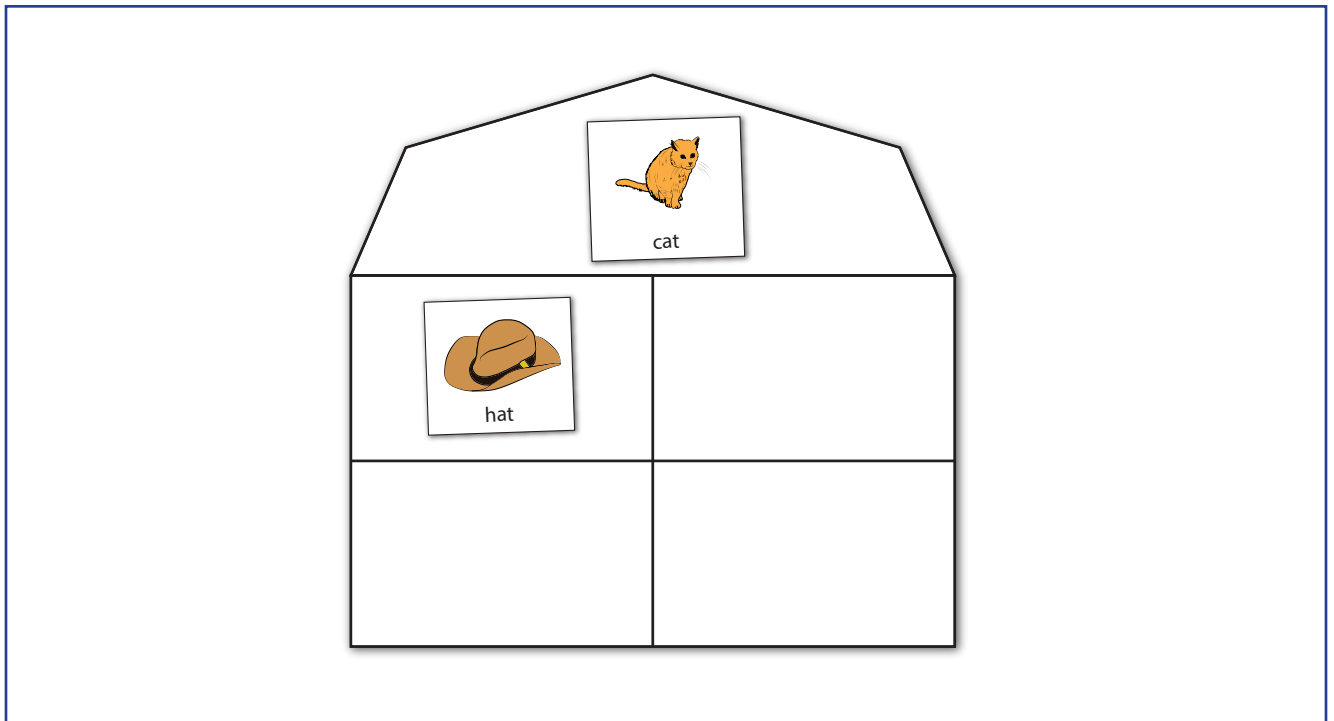
After teacher introduction, children match picture cards to target rime on each Rime House.

1. Place the six Rime Houses and the Onset and Rime Picture Cards on a flat surface. Place a target rime on each Rime House.
2. The child chooses a picture card, says the word, and segments the onset and rime (e.g., hat, /h/ /at/).
3. Repeat the rime (e.g., /at/), look at the target rime pictures, and place the picture on the matching Rime House.
4. Continue until all rime cards are matched on the corresponding Rime Houses.
5. Teacher evaluation.



Adaptations and Extensions

- Illustrate a rime house using other word families.



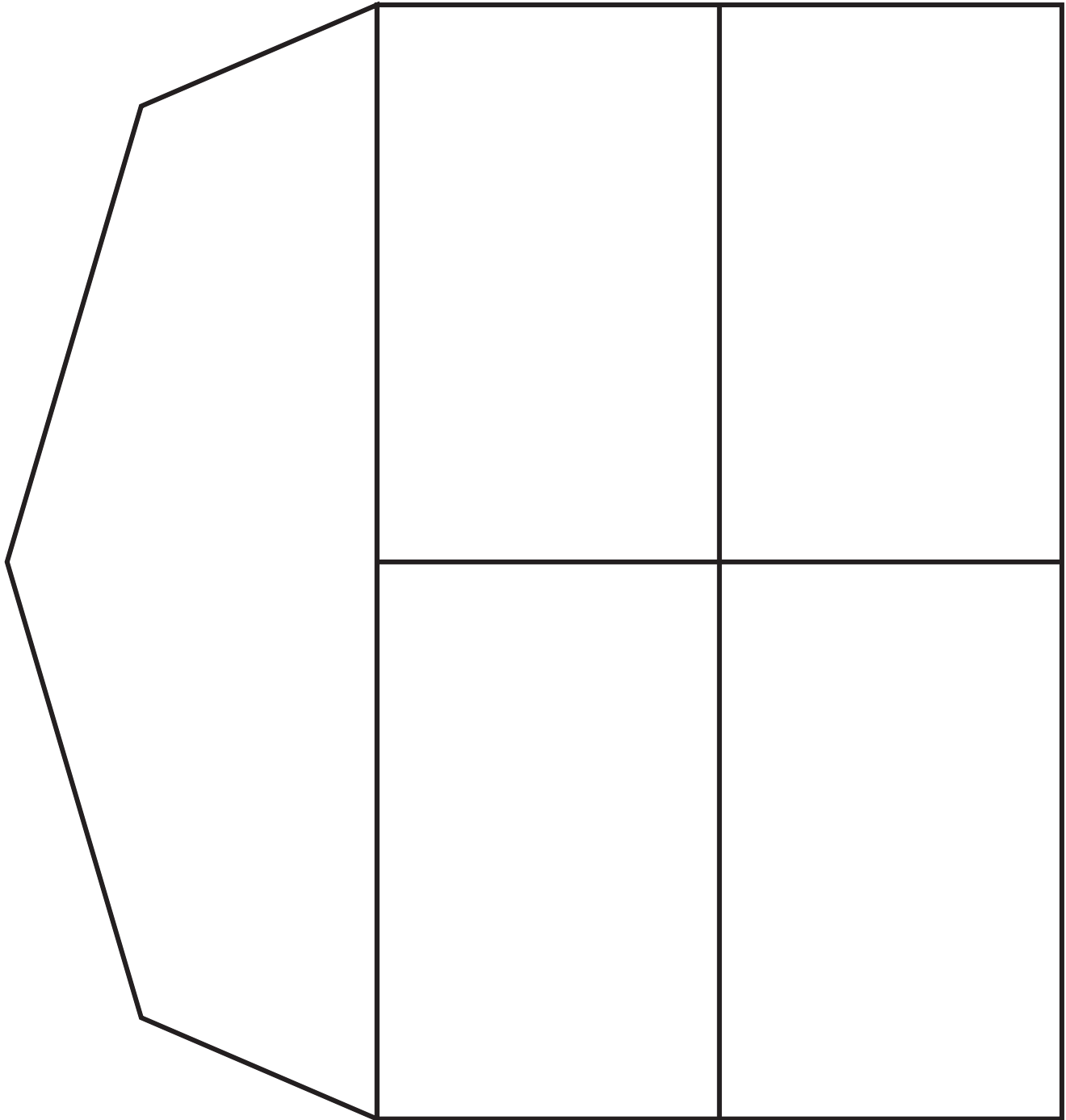
Phonological Awareness

PA23

Onset Rime

Rime House

Benchmarks: A.2a, F.2f












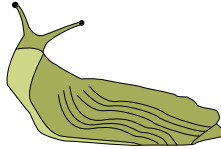
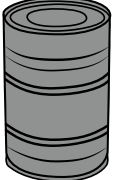



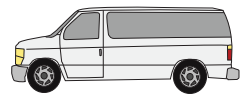
Phonological Awareness

PA23

Onset Rime

Rime House

Benchmarks: A.2a, F.2f

 <p>cat</p>	 <p>hat</p>	 <p>bat</p>
 <p>rat</p>	 <p>mat</p>	 <p>bug</p>
 <p>mug</p>	 <p>jug</p>	 <p>rug</p>
 <p>slug</p>	 <p>can</p>	 <p>fan</p>
 <p>man</p>	 <p>pan</p>	 <p>van</p>