

Phonological Awareness

PA1

Rhyme

Rhyme Book

Benchmarks: A.1a, A.2a, F.2f



Objective

The child will recognize and produce rhyming words.



Materials

- Rhyme Picture Book Template (Activity Master) – *Preassemble the books for children.*
- Rhyme Picture Cards (Activity Master)
- Glue



Activity


After teacher introduction, children find two rhyming pictures and complete a rhyme picture book.

1. Place glue and crayons at the center. Provide the child with a blank Rhyme Picture Book and Rhyme Picture Cards.
2. The child cuts and glues a set of rhyme pictures onto each page.
3. The child flips through the pages in the book and says the rhymes.
4. Teacher evaluation.



Adaptations and Extensions

- Exchange books with a partner and compare rhyming words.
- The child draws a picture of a word that rhymes with the two pictures on each page.
- Make additional flip book pages.



Phonological Awareness

PA1

Rhyme

Rhyme Book

Benchmarks: A.1a, A.2a, F.2f

Staple here	Staple here

Staple here	Staple here


Phonological Awareness

PA1


Rhyme Book

Rhyme

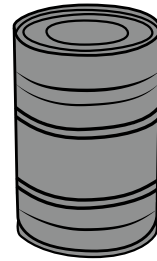
Benchmarks: A.1a, A.2a, F.2f




cat



hat



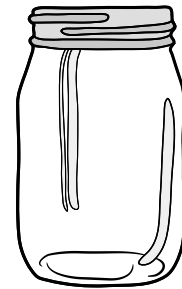
can



fan




star



jar



bag



flag



school

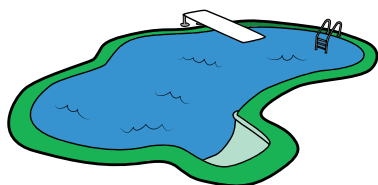
Phonological Awareness

PA1


Rhyme

Rhyme Book

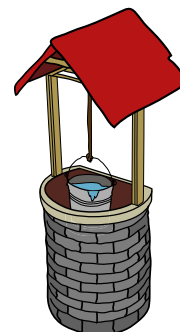
Benchmarks: A.1a, A.2a, F.2f



pool



bell



well




dog



frog



fire



tire