

Phonological Awareness

PA10

Syllables

Syllable Say

Benchmarks: F.2d



Objective

The child will segment and blend syllables in words.



Materials

- Syllable Picture Cards (Activity Master) - *Copy on cardstock, cut apart, and laminate.*
- Self-check Sheet (Activity Master)
- Puppets



Activity

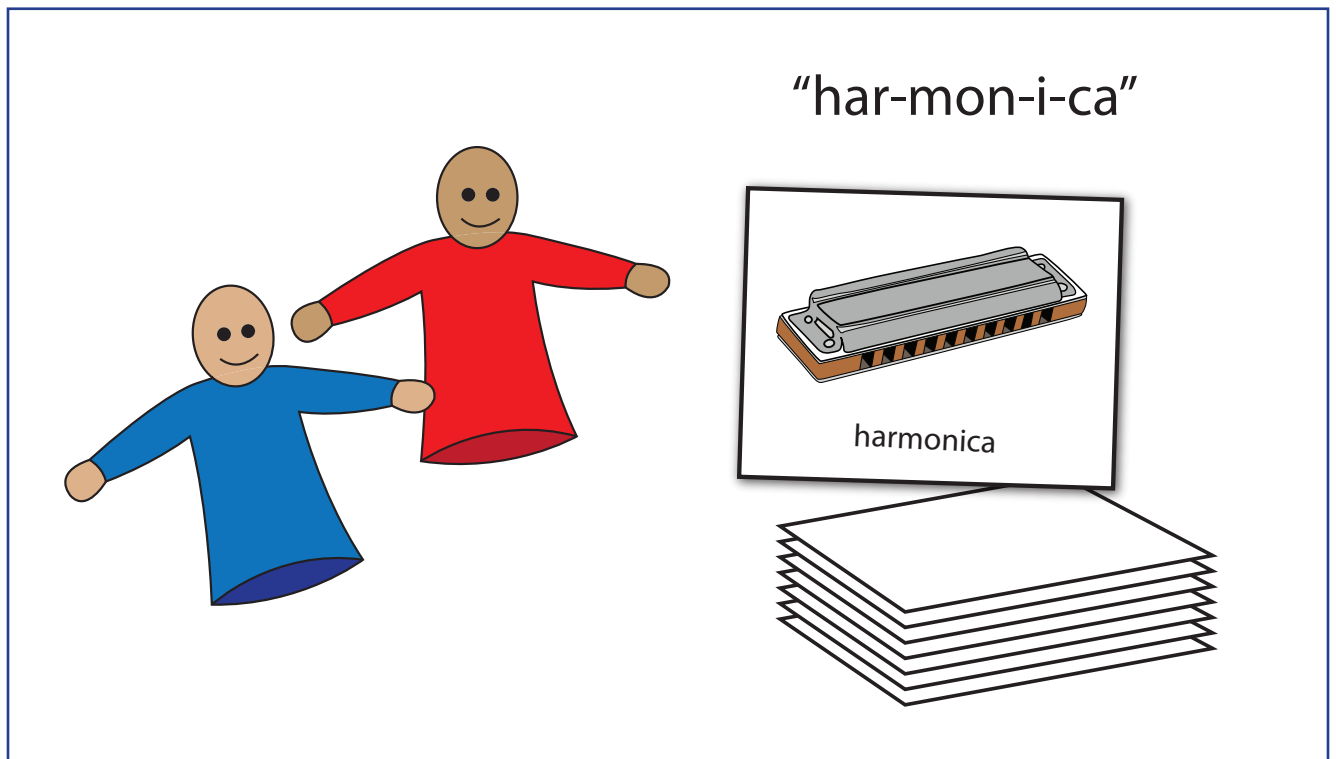
After teacher introduction, children segment and blend syllables in words using picture cards.

1. Place the Syllable Picture Cards face down in a stack on a flat surface. Child one will choose a puppet.
2. Working in pairs, child one selects the top card and has a puppet name the picture. The child says the word again, pausing between syllables, while child two repeats the word and holds a finger up for each syllable (e.g., child one says “har-mon-i-ca” and child two says “harmonica” and raises four fingers).
3. Child two says how many syllables the word has and blends the word (e.g., “four syllables - harmonica”).
4. Reverse roles and continue until all cards are used.
5. Peer evaluation.



Adaptations and Extensions

- Add 4 Syllable Picture Cards when children are ready.



Phonological Awareness

PA10

Syllables

Syllable Say


Benchmarks: F.2d




bus




shoe




moon



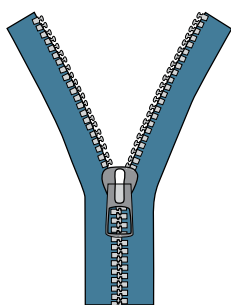
hose




clock



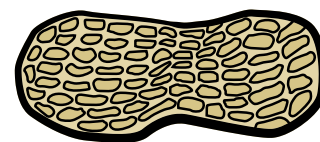
spider



zipper



balloon



peanut


Phonological Awareness

PA10


Syllables

Syllable Say

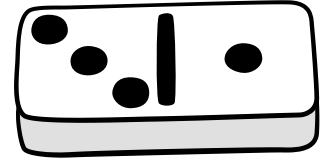
Benchmarks: F.2d



dragon




octopus




domino




family



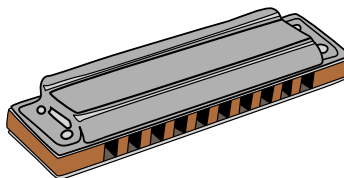
dinosaur



telephone



watermelon



harmonica



helicopter

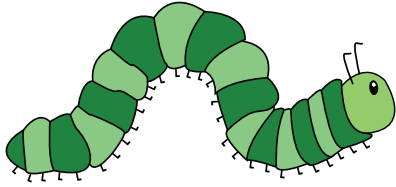
Phonological Awareness

PA10

Syllables

Syllable Say

Benchmarks: F.2d



caterpillar