

# Language and Vocabulary

LV3

## About Me

Benchmarks: C.1a, D.1a



### Objective

The child will use adjectives to describe them self.



### Materials

- About Me Picture Board – *Copy on cardstock, cut apart, and laminate.*
- Adjective Picture Cards – *Copy on cardstock, cut apart, and laminate.*
- Paper



### Activity


After teacher introduction, children complete a sentence using descriptive words.

1. Place the About Me Picture Board, Adjective Picture Cards face up, and paper on table.
2. The child looks over all of the picture cards, selects one that describes himself, and places it on the board covering the blank space. He then reads the sentence (e.g., “I am sleepy.”).
3. The child copies the words onto the paper and repeats the sentence (e.g., “I am sleepy.”)
4. Self check.



### Adaptations and Extensions

- Children can make their own cards to describe themselves.
- Illustrate the sentences to make a class big book.



# Language and Vocabulary


LV3

About Me


Benchmarks: C.1a, D.1a



happy



sad




scared




sleepy



sick



loved



hot


# Language and Vocabulary

LV3

About Me

Benchmarks: C.1a, D.1a

I am



I am

