

Language and Vocabulary

LV14

Transportation Key Sort

Benchmarks: C.1b, C.2b



Objective

The child will sort words by categories.



Materials

- Transportation Category Cards (Activity Master) – Copy on cardstock, cut apart, laminate, and hole punch.
- Transportation Picture Keys (Activity Master) – Copy on cardstock, cut apart, laminate, and hole punch.
- Key rings or book rings



Activity

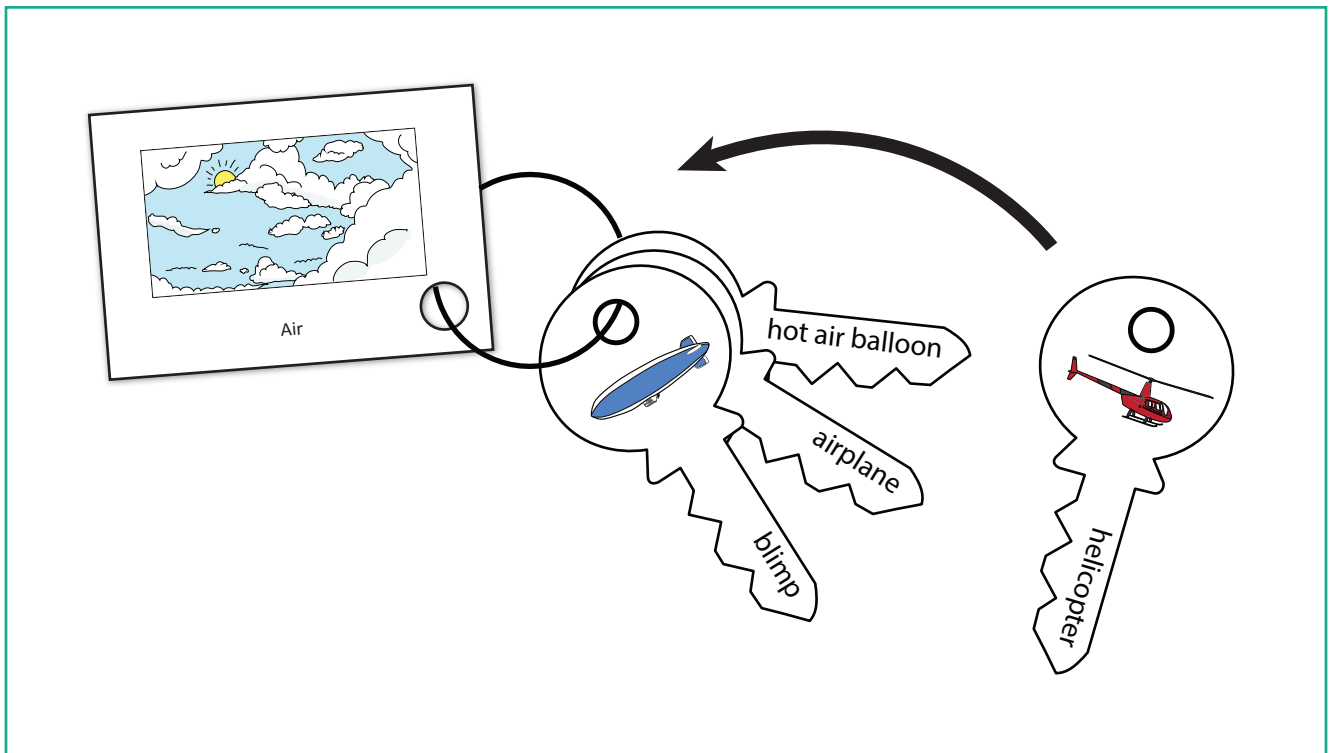
After teacher introduction, children sort transportation pictures into categories and group on key rings.

1. Place the Transportation Category Cards face up in a row and the key rings at the center. Place the Transportation Picture Keys face down in a stack.
2. Taking turns, the children select and name the Transportation Category Cards, and place each on a separate key ring.
3. Select a Transportation Picture Key, name it, and place it on the key ring with the corresponding Transportation Category Card (e.g., places the helicopter key card on the key ring with the air category card).
4. Continue until all word keys are sorted.
5. Peer evaluation



Adaptations and Extensions

- Use Transportation Picture Keys without category cards and complete an open sort.
- Draw a picture of a favorite way of transportation. Share with the group/class.




Language and Vocabulary


LV14

Transportation Key Sort


Benchmarks: C.1b



Land



Air






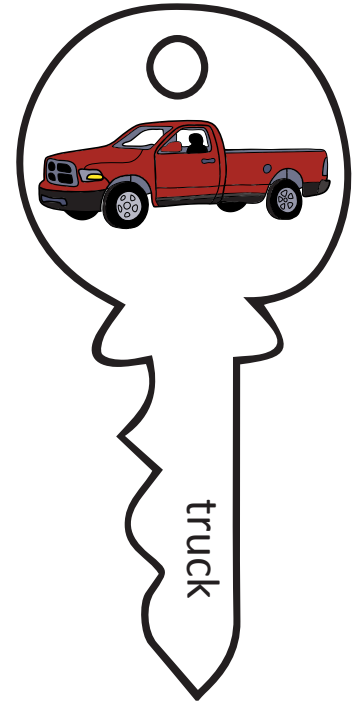


Sea

Language and Vocabulary

LV14

Transportation Key Sort

Benchmarks: C.1b



Language and Vocabulary

LV14

Transportation Key Sort

Benchmarks: C.1b

