

Phonological Awareness

PA9

Syllables

Syllable Graph

Benchmarks: A.2a, F.2d, F.2e



Objective

The child will segment syllables in words.



Materials

- Syllable Picture Cards (Activity Master) - Write number of syllables on the back of the card for self-check.
- Child Sheet (Activity Master)
- Scissors
- Glue



Activity




After teacher introduction, children count syllables in words and graph them.

1. Place scissors and glue at the center. Provide the child with a Child Sheet and place the Picture Cards in a stack.
2. Child selects the top card from the stack and names it. Child says it again while finger tapping to syllables.
3. Glue the picture above the corresponding number on the graph.
4. Continue until child sheet is complete.
5. Teacher evaluation.



Adaptations and Extensions

- Add four syllable words to segment.
- Use an instrument such as a tambourine or musical sticks to tap syllables.
- Sort words by number of phonemes. (e.g., c--a---t)
- Make other syllable pictures to graph.
- Use child pictures to graph.

Name _____			
1	2	3	4
 knee	 flower	 lollipop	

Phonological Awareness

PA9

Syllables

Syllable Graph

Benchmarks: A.2a, F.2d, F.2e

Name _____

1	2	3	4

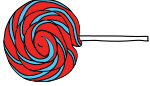

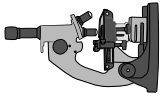

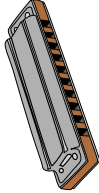





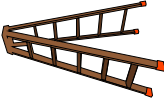






Phonological Awareness

PA9

Syllables

Syllable Graph

Benchmarks: A.2a, F.2d, F.2e

	lollipop		watermelon		
	microscope		newspaper		harmonica
	basketball		triangle		helicopter
	doll		monkey		ladder
	foot		flower		crayon
	knee		ice		dragon