

Phonological Awareness

PA8

Syllables

Syllable Hopscotch

Benchmarks: F.2e, A.2a



Objective

The child will segment syllables in words.



Materials

- Syllable Picture Cards (Activity Master) - *Copy on cardstock, cut apart, and laminate.*
- Hopscotch board - *Use a hopscotch mat, tape off a hopscotch board, or draw with sidewalk chalk.*



Activity

After teacher introduction, children segment the syllables in a word and hop to the corresponding number.

1. Place the Syllable Picture Cards face down in a stack. Arrange the hopscotch board on the floor.
2. Taking turns, child one selects the top card, names the picture, segments it into syllables, by clapping the number of syllables (e.g., "hamburger...ham-bur-ger...three syllables").
3. Child two repeats the segments and hops to the corresponding number.
4. Reverse roles and continue until all picture cards are used.
5. Peer evaluation.



Adaptations and Extensions

- Use other one-to-five syllable picture cards.
- Play hopscotch counting phonemes in the words

3

2 2

1

hamburger

"Hamburger... Ham-bur-ger... three syllables."


Phonological Awareness

PA8

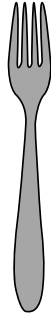
Syllables

Syllable Hopscotch

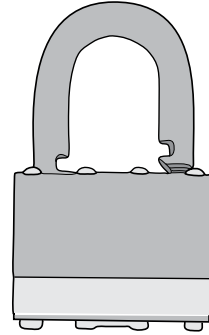
Benchmarks: F.2e, A.2a




king




fork




lock




ship



snow




pretzel



spider



yogurt



turtle

Phonological Awareness

PA8


Syllable Hopscotch

Syllables


Benchmarks: F.2e, A.2a




spaghetti



kangaroo



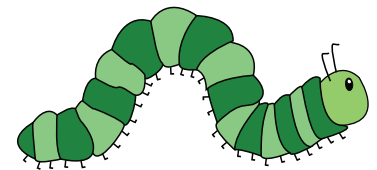
hamburger



tornado




gorilla



caterpillar



thermometer



rhinoceros