

Phonological Awareness

PA3

Rhyme

Rhyme Boards

Benchmarks: F.2f



Objective

The child will recognize rhyming words.



Materials

- Rhyme Boards (Activity Master) - *Copy on cardstock, cut out, and laminate.*
- Rhyme Picture Cards (Activity Master)



Activity

After teacher introduces the activity, children match rhyming picture cards to picture boards.

1. Provide each child with a different Rhyme Board. Place Rhyme Picture Cards face down in a stack.
2. Taking turns, child one selects the top card from the stack, names it (e.g., "dog") and looks on his board for a match (e.g., log).
3. If there is a match, says the rhyming word and places the picture on top of the picture on the board. If there is no match, or if the rhyming picture is already covered, returns the picture card to the bottom of the stack.
4. Continue until a child matches all of the pictures on a board or until all the cards in the stack are used.
5. Peer evaluation.



Adaptations and Extensions

- Exchange rhyming boards and play again.

The illustration shows a stack of picture cards. The top card features a brown dog and the word "dog". To the right is a "Rhyme Board" grid with nine squares containing the following images: a brown hat, a yellow star, a green shopping bag, a baseball bat, a black fly, a log, a white bone, a white ice cube, and a goldfish.

Phonological Awareness




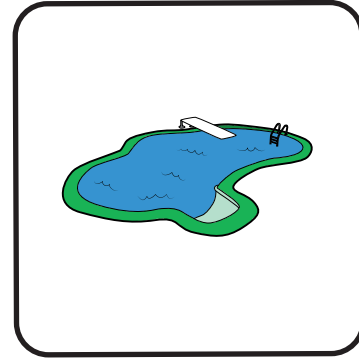




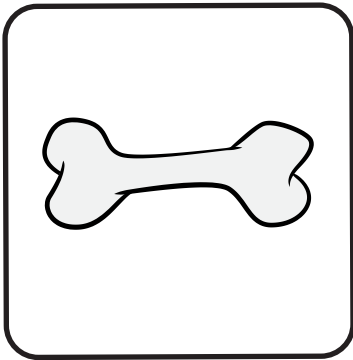
PA3

Rhyme Boards

Rhyme

Benchmarks: F.2f

Rhyme Board



Phonological Awareness







PA3

Rhyme Boards

Rhyme

Benchmarks: F.2f

Rhyme Board




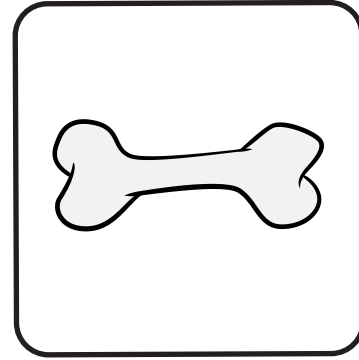



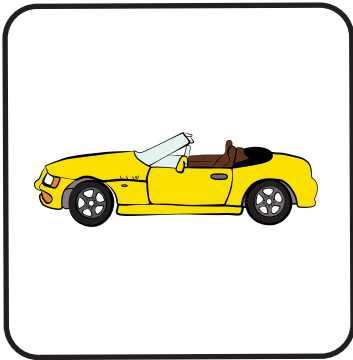


Phonological Awareness

PA3
Rhyme Boards

Rhyme
Benchmarks: F.2f

Rhyme Board



Phonological Awareness


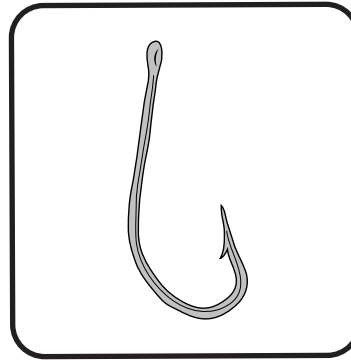




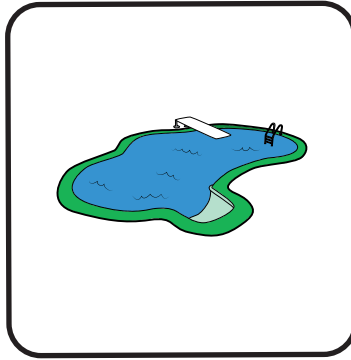

PA3

Rhyme Boards

Rhyme

Benchmarks: F.2f

Rhyme Board



Phonological Awareness







PA3

Rhyme Boards

Rhyme

Benchmarks: F.2f

Rhyme Board




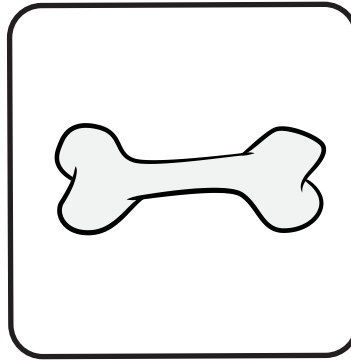





Phonological Awareness

PA3
Rhyme Boards

Rhyme
Benchmarks: F.2f

Rhyme Board










Phonological Awareness

PA3
Rhyme Boards

Rhyme
Benchmarks: F.2f

Rhyme Board



Phonological Awareness


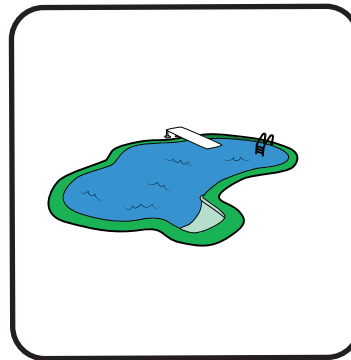




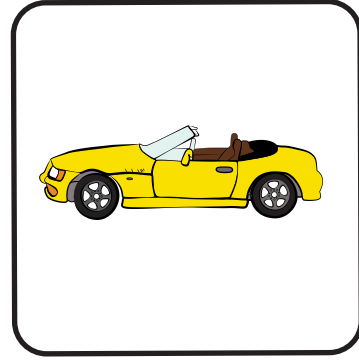

PA3

Rhyme Boards

Rhyme

Benchmarks: F.2f

Rhyme Board


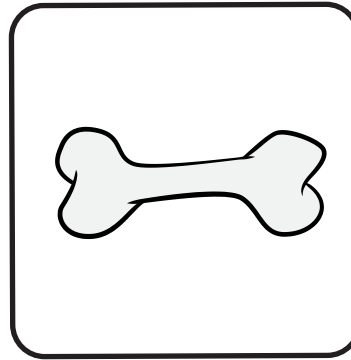


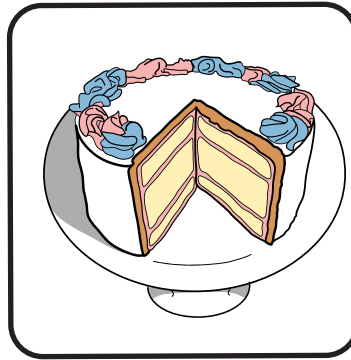




Phonological Awareness

PA3
Rhyme Boards

Rhyme
Benchmarks: F.2f

Rhyme Board



Phonological Awareness



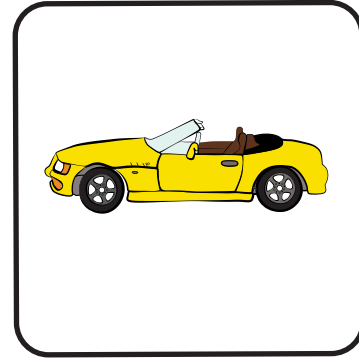



PA3

Rhyme Boards

Rhyme

Benchmarks: F.2f

Rhyme Board




Phonological Awareness

PA3


Rhyme Boards

Rhyme

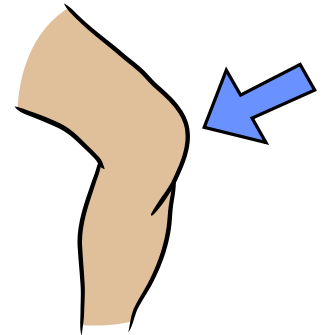
Benchmarks: F.2f




flag




cat




knee




bell



clock




book



fox



jug



rake

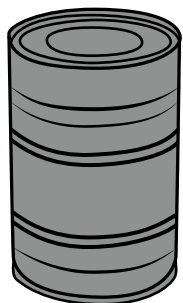
Phonological Awareness

PA3

Rhyme Boards

Rhyme


Benchmarks: F.2f




can




star



moon



crown




rice



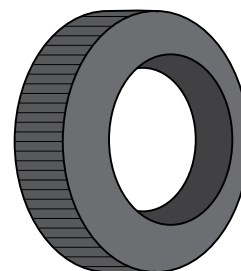
dish



dog



truck



tire

Phonological Awareness

PA3


Rhyme

Rhyme Boards


Benchmarks: F.2f



house



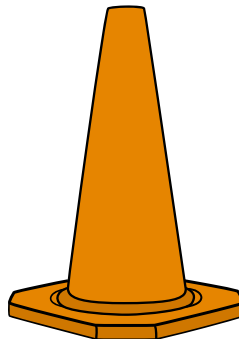
pail



tie



school



cone