

Phonological Awareness

PA15

Compound Words

Compound Word Search

Benchmarks: F.2b



Objective

The child will identify the meaning of compound words.



Materials

- Compound Word Picture Cards (Activity Master) - *Copy on cardstock, cut apart, and laminate.*
- Picture Cards (Activity Master)



Activity

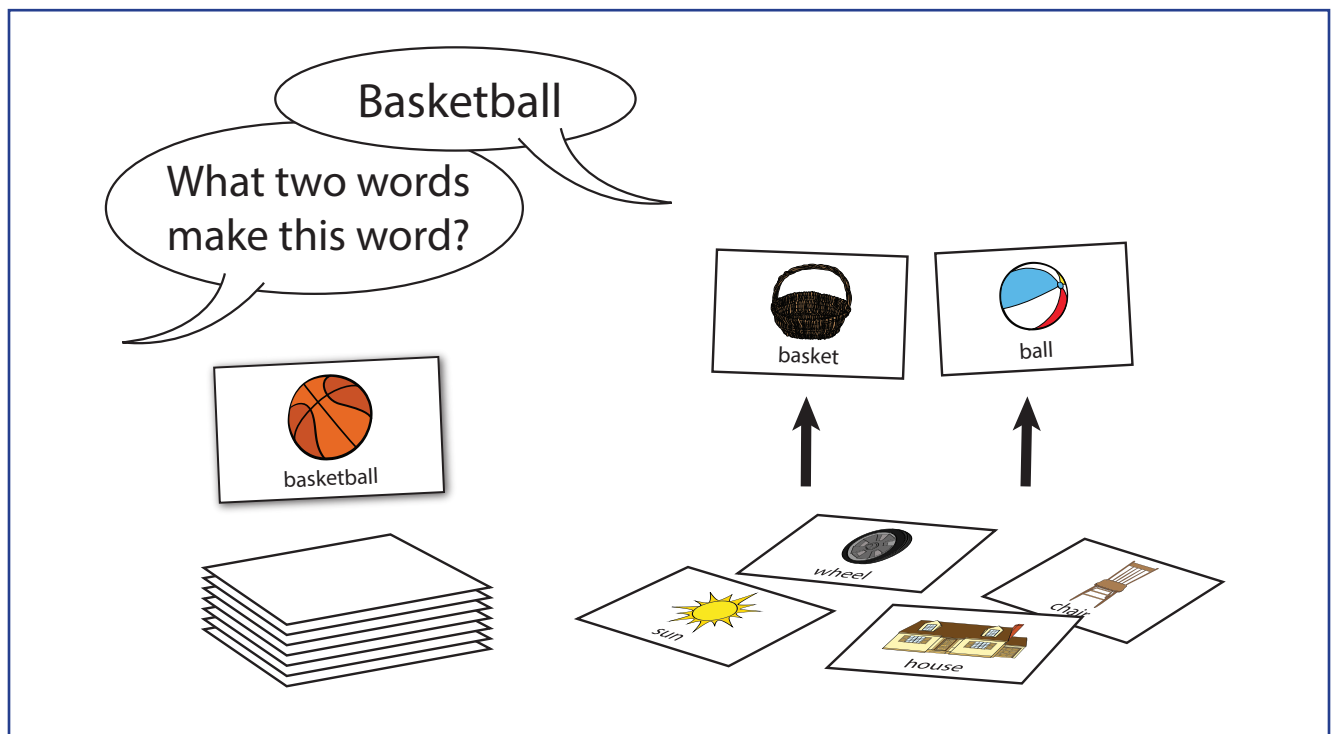
After teacher introduction, children make compound words by pairing picture cards that make up the compound.

1. Scatter Compound Word Picture Cards face up on a flat surface. Place Picture Cards face down in a stack.
2. Working in pairs, child one selects a picture card from the stack, names the picture (e.g., “basketball”), and says to partner, “What two words make this word?”
3. Child two repeats the word, identifies the two separate words (i.e., “basketball is made up of basket and ball”), and “hunts” for the two pictures. The child then places the cards together to make the compound word, and reads the picture word (i.e., “basketball”).
4. Reverse roles and continue until all pictures are matched with the two pictures that form compound words.
5. Peer evaluation.



Adaptations and Extensions

- Make and match other compound words and matching pictures.




Phonological Awareness

PA15

Compound Word Search

Compound Words

Benchmarks: F.2b



doghouse



dog



house




fireman




fire



man



sunglasses



sun



glasses

Phonological Awareness

PA15

Compound Word Search

Compound Words

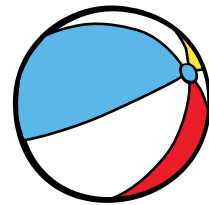
Benchmarks: F.2b



basketball




basket



ball



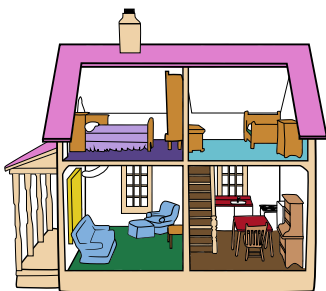
wheelchair



wheel



chair



dollhouse



doll



house


Phonological Awareness

PA15

Compound Word Search

Compound Words

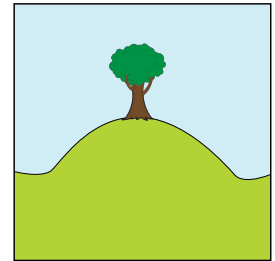
Benchmarks: F.2b




anthill




ant



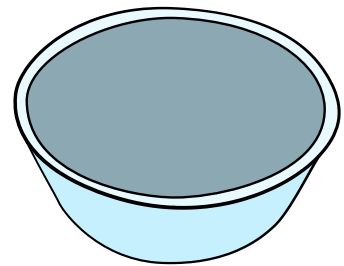
hill



fishbowl



fish



bowl