

Phonological Awareness

PA13

Compound Word

Compound Word Flip Book

Benchmarks: A.2a, F.2b



Objective

The child will identify the words within compound words.



Materials

- Compound Word Picture Sheet (Activity Master)
- Child Sheet (Activity Master)
- Flipbook (Activity Master) - *Copy, cut, laminate, compile book, and staple.*
- Scissors
- Glue



Activity

Children make compound words and by matching two words up to the picture shown on child sheet.

1. Provide the child with a Child Sheet and Compound Word Picture Sheet, scissors and glue. Place completed Flip Book at center.
2. The child identifies the compound word on the Child Sheet, (e.g., "Starfish").
3. Child finds the two pictures that make the corresponding compound word (e.g., star, fish).
4. Cut and glue the pictures to the child sheet (e.g., starfish = star + fish), beside the corresponding picture.
5. Repeat until child sheet is complete with matching pictures.
6. Self-check (using Flipbook).



Adaptations and Extensions

- Add pages to the compound word flip book.
- Have children write the compound words on child sheet (words are under the picture for the child to copy).

The image shows two activity sheets. On the left is the Compound Word Picture Sheet, which consists of two adjacent boxes. The left box contains a yellow star, and the right box contains a goldfish. On the right is the Child Sheet, which has a 'Name' field at the top. Below the name field is a grid with four rows and two columns. The first row contains a starfish illustration in the left cell, and two smaller boxes in the right cell, one containing a yellow star and the other containing a goldfish. The second row contains a red fire truck illustration in the left cell and is empty in the right cell. The third row contains a brown football illustration in the left cell and is empty in the right cell. The fourth row contains a sunflower illustration in the left cell and is empty in the right cell.

Phonological Awareness









PA13

Compound Word Flip Book

Compound Word

Benchmarks: A.2a, F.2b

Name _____

Phonological Awareness

PA13

Compound Word Flip Book


Compound Word

Benchmarks: A.2a, F.2b

Staple here




Staple here



Staple here



Staple here



Phonological Awareness

PA13

Compound Word Flip Book

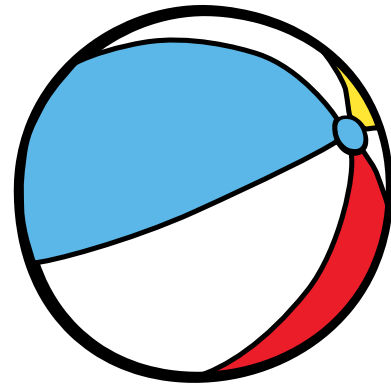
Compound Word

Benchmarks: A.2a, F.2b


Staple here




Staple here



Staple here



Staple here



Phonological Awareness


PA13

Compound Word Flip Book


Compound Word

Benchmarks: A.2a, F.2b


Staple here



Staple here



Staple here



Staple here



Phonological Awareness

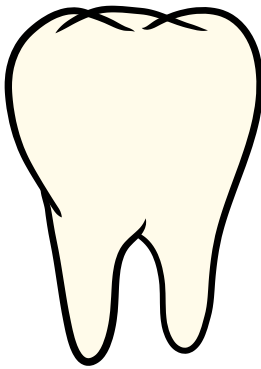
PA13

Compound Word Flip Book

Compound Word

Benchmarks: A.2a, F.2b

Staple here



Staple here



Staple here



Staple here



Phonological Awareness

PA13

Compound Word Flip Book

Compound Word

Benchmarks: A.2a, F.2b

