

# Phonological Awareness



## Rhyme

PA. 009

### Rhyme Flip Book



#### Objective

The student will recognize and produce rhyming words.



#### Materials


- ▶ Rhyme picture book pages
- ▶ Stapler
- ▶ Crayons or markers



#### Activity

Students find two rhyming pictures and illustrate a third picture.

1. Place stapler and crayons at the center. Provide the student with a set of rhyme picture book pages.
2. The student makes a flip book using the rhyme book pages. Cuts, compiles, and staples the book.
3. Flips through the pages in the book and finds two pictures that rhyme.
4. Draws a picture of a word that rhymes with the two pictures on a blank page.
5. Chooses a crayon and marks a line across each picture as the picture name is said (Note: Uses a different color for each set of rhyming pictures).
6. Continues until there are three pictures for each rhyme.
7. Teacher evaluation



#### Extensions and Adaptations

- ▶ Exchange books with a partner and compare rhyming words.
- ▶ Make additional flip book pages.


# Phonological Awareness

PA. 009


Rhyme Flip Book

—

STOP



STOP



fold →

rhyme picture book pages: pig, hat




# Phonological Awareness

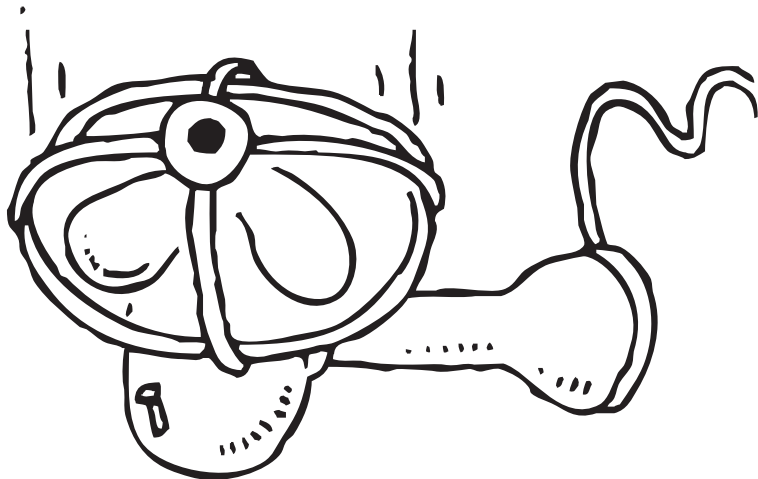
Rhyme Flip Book

PA. 009

STOP



STOP



fold →

rhyme picture book pages: fan, jar



# Phonological Awareness

PA. 009

Rhyme Flip Book

—

STOP

—

STOP

—

fold →

Scissors icon

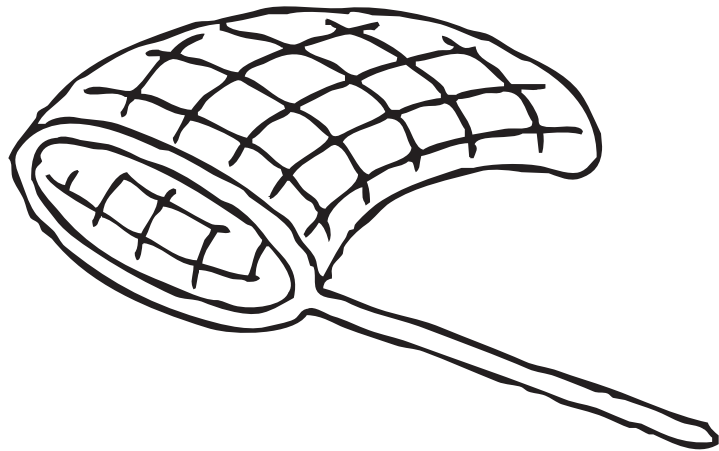
rhyme picture book pages: bell, frog

# Phonological Awareness


Rhyme Flip Book

PA. 009

STOP



STOP



fold →

rhyme picture book pages: star, net




# Phonological Awareness

PA. 009


Rhyme Flip Book

—

STOP



STOP



fold →

rhyme picture book pages: wet, wig




# Phonological Awareness

Rhyme Flip Book


PA. 009

—

STOP



STOP



fold →

rhyme picture book pages: dog, can




# Phonological Awareness

PA. 009


Additional Flip Book Pages

—

STOP



STOP



fold →

rhyme picture book pages: cat, well





# Phonological Awareness

Additional Flip Book Pages

PA. 009

—

STOP

—

STOP

—

fold →

✂

blank flip book pages