

Rhyme

PA. 008

Rhyming Game

Objective

The student will recognize rhyming words.

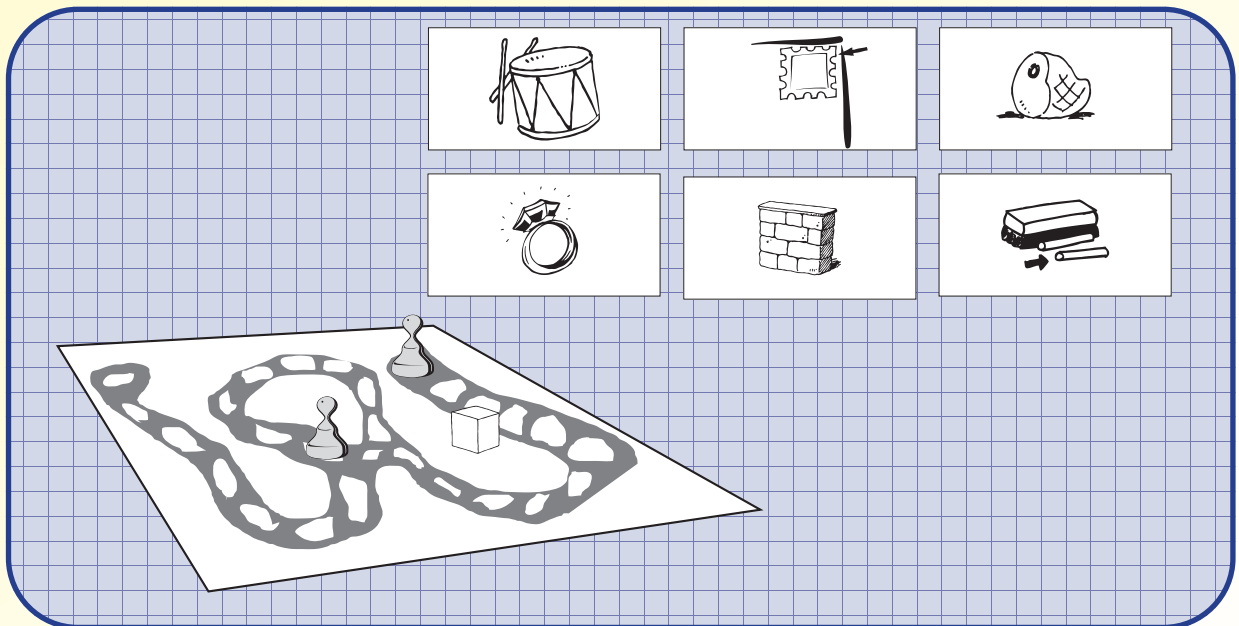
Materials

- ▶ Rhyming Game board
Copy on card stock, assemble, and laminate.
- ▶ Rhyming picture cards
- ▶ Number cube
Copy on card stock and assemble.
- ▶ Game pieces (e.g., counters)

Activity

Students match rhyming words while playing a game.

1. Place Rhyming Game board, number cube, and rhyming picture cards face up in rows on a flat surface. Place game pieces on the START space.
2. Taking turns, students roll the number cube and move game piece according to the number shown.
3. Name the picture where the game piece lands (e.g., “lamp”) and look at the cards to find a rhyming match.
4. If a match is made, say the match (i.e., “stamp, lamp”). If unable to make a match, then return the game piece to its previous space.
5. Continue until all students reach the END space.
6. Peer evaluation



Extensions and Adaptations

- ▶ Play using print media or illustrate additional picture cards.
- ▶ Play by stating rhyming words.

Phonological Awareness

PA. 008

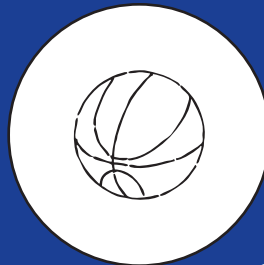
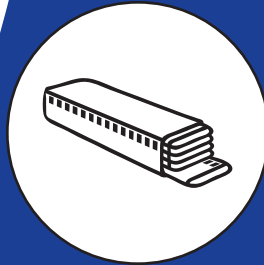

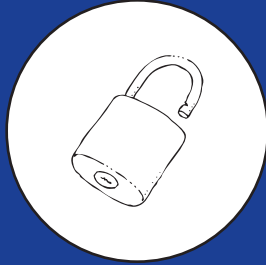
Rhyming Game




Phonological Awareness

Rhyming Game

PA. 008



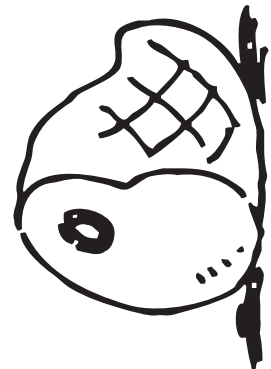




END



Phonological Awareness

PA. 008

Rhyming Game






pictures on the game board: pie, hand, hen, king, dish, jam
rhyming picture cards: eye, sand, pen, ring, fish, ham



Phonological Awareness

Rhyming Game

PA. 008




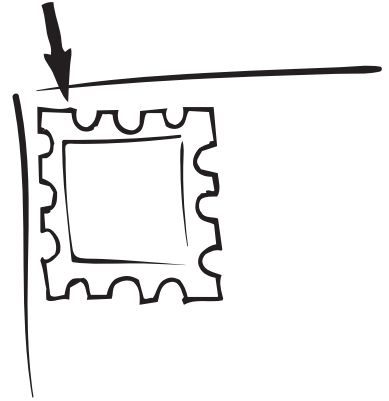

pictures on the game board: sheep, nut, wink, walk, skate, bow
rhyming picture cards: sleep, hut, sink, chalk, gate, snow



Phonological Awareness

PA. 008

Rhyming Game




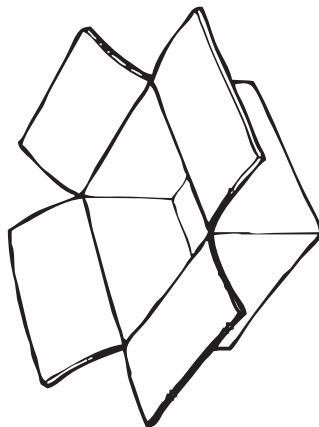

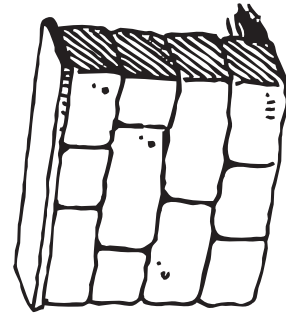


pictures on the game board: cat, lip, lamp, crib, lock, mop
rhyming picture cards: hat, ship, stamp, bib, dock, hop



Phonological Awareness

Rhyming Game

PA. 008



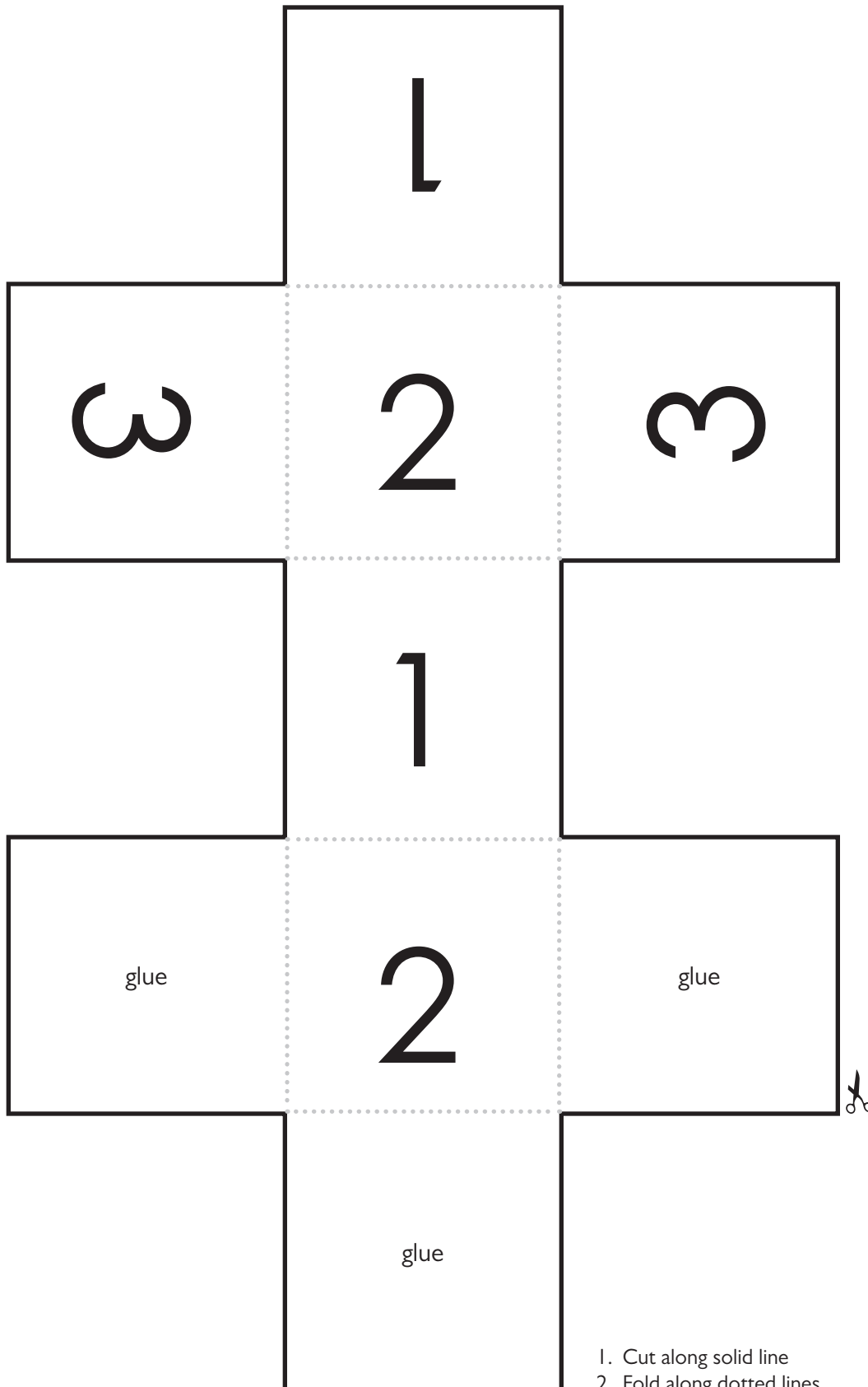
pictures on the game board: gum, paw, ball, mail, fox, bag
rhyming picture cards: drum, straw, wall, sail, box, tag



Phonological Awareness

PA. 008

Rhyming Game



number cube

1. Cut along solid line
2. Fold along dotted lines