



## Phoneme Matching

PA. 031

Sound It – Bag It

### Objective

The student will match initial phonemes in words.

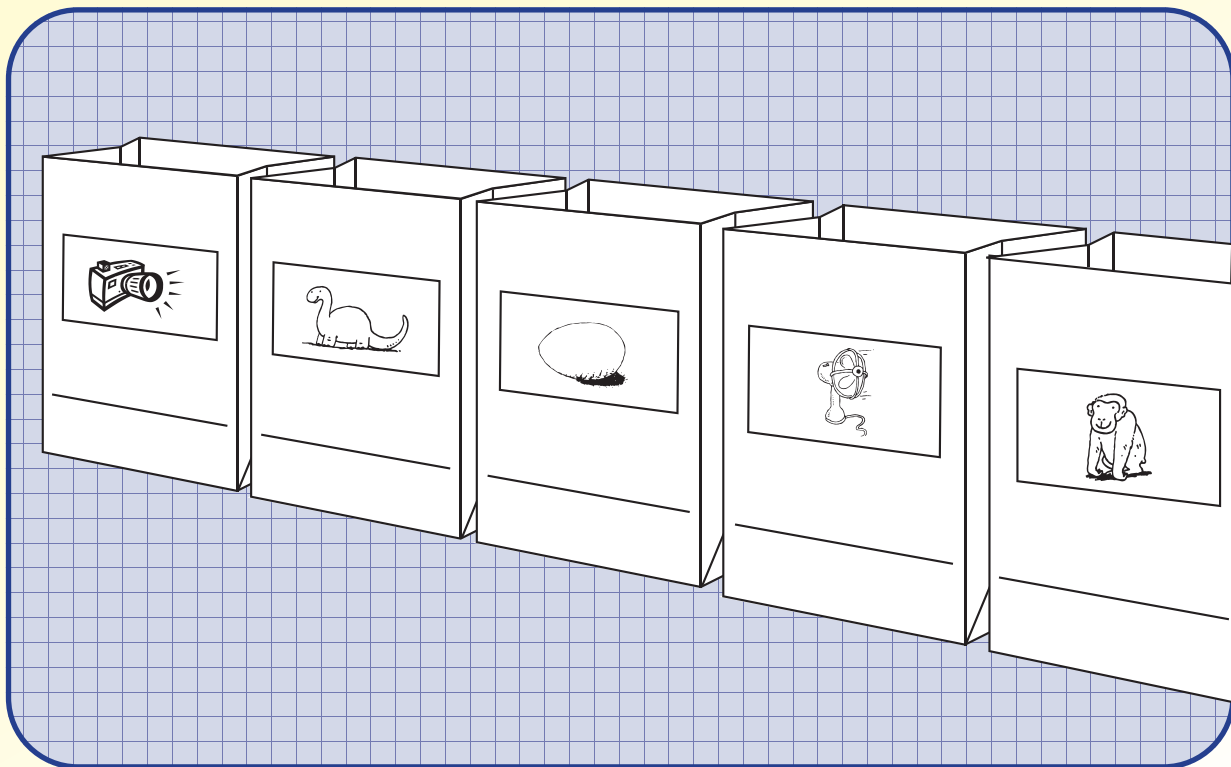
### Materials

- ▶ Alphabet sound picture cards
- ▶ 26 Small brown paper bags
- ▶ *Glue a sound picture card to each bag.*
- ▶ Print resources (e.g., magazines and catalogs)
- ▶ Scissors

### Activity

Students identify and sort pictures by initial sounds into labeled bags.

1. Alphabetize the paper bags in a line on a flat surface. Place print resources and scissors at center.
2. Students cut out magazine pictures that match the target initial sounds on the bags.
3. Taking turns, students name each cut-out picture and say its initial sound (e.g., “duck, /d/”).
4. Find the corresponding bag, name the picture, say its initial sound (i.e., “dinosaur, /d/”), and place picture in bag.
5. Continue until cut-out pictures are sorted.
6. Teacher evaluation



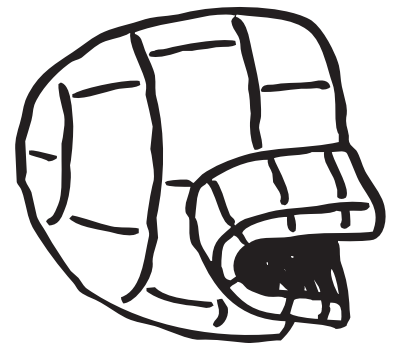
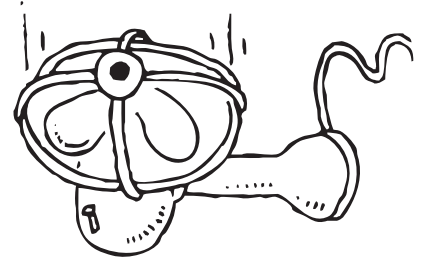
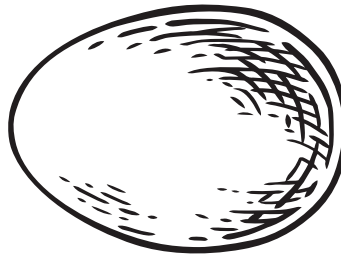


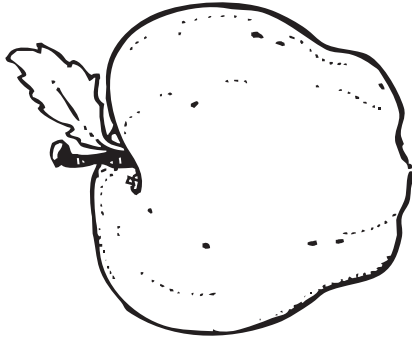
### Extensions and Adaptations

- ▶ Check pictures in bags during whole group activity.
- ▶ Use pictures to make class sound book.
- ▶ Sort pictures by final sounds.

# Phonological Awareness

PA. 031

Sound It – Bag It



alphabet sound picture cards:

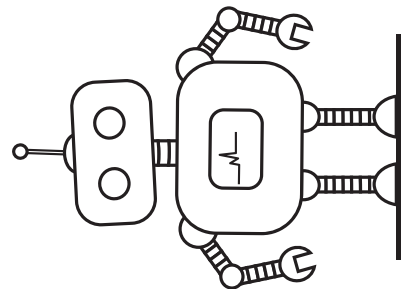




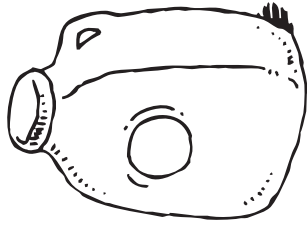
apple, ball, camera, dinosaur, egg, fan, gorilla, hug, igloo



# Phonological Awareness

Sound It – Bag It

PA. 031



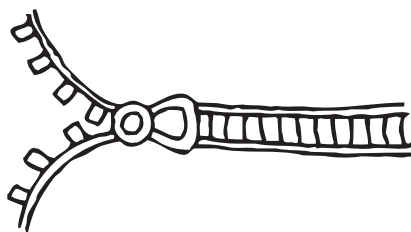

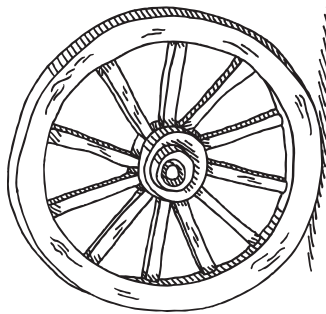
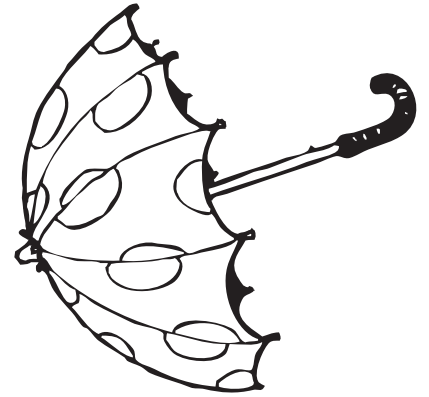

alphabet sound picture cards:

jug, kangaroo, lion, monkey, nose, ostrich, popcorn, queen, robot

# Phonological Awareness

PA. 031

Sound It – Bag It



alphabet sound picture cards:  
snail, tiger, umbrella, vacuum, wheel, x-ray, yak, zipper

