



 **Objective**

The student will blend syllables in words.

 **Materials**

- ▶ Syllable cards
- ▶ Student sheet
- ▶ Pencils

 **Activity**

Students combine syllables to form words while playing a matching game.

1. Place the syllable cards face down in rows. Provide each student with a student sheet.
2. Taking turns, students select two cards, read the syllable on each card, blend them, and read the word orally (e.g., “pa – per, paper”).
3. Determine if they make a word that corresponds to one of the pictures on the student sheet.
4. If a match is made, place the cards aside and record the word next to the picture on the student sheet. If a match is not made (e.g., “mon-bot, monbot”), return cards to their original positions.
5. Continue until student sheet is complete.
6. Teacher evaluation

 **Extensions and Adaptations**

- ▶ Make and use other two syllable cards.

Phonics

Picture It In Syllables

P. 053

pa

per

mon

key

ro

bot

bas

ket

syllable cards



ba

by

rac

coon

chick

en

sand







wich



Phonics

Picture It In Syllables

P. 053



blank cards

