



### Objective

The student will match medial phonemes to graphemes.


### Materials

- ▶ Letter-Sound Train engine and caboose
- ▶ Letter-Sound Train cars
  - Copy six times.*
- ▶ Construction paper
  - Use as the platform.*
- ▶ Index card
  - Label the card with the letter “i”.*
  - Attach it to the train engine.*
- ▶ Medial sound picture cards

### Activity

Students match medial sounds in words to the target letter on a train.

1. Place the engine, cars, and caboose in a line on a flat surface. Place medial sound picture cards face down in a stack. Place the platform at the center.
2. Taking turns, students select the top card, name it, and say its medial sound (e.g., “duck, /u/”). State the letter that makes that sound (i.e., “u”).
3. Determine if medial sound matches target letter. If it matches, place card on a train car. If it does not match, place on the platform.
4. Continue until all cards are sorted.
5. Peer evaluation



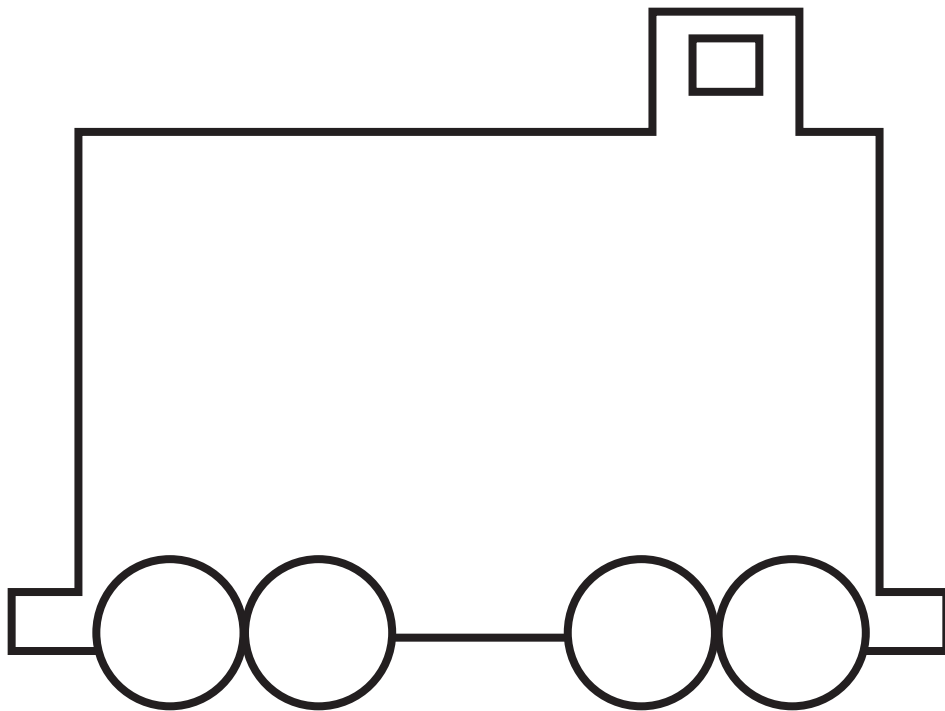

### Extensions and Adaptations

- ▶ Use other target medial sound cards.
- ▶ Use target and non-target initial or final objects or sound picture cards.

# Phonics



Letter-Sound Train

P.020



letter-sound train engine and caboose





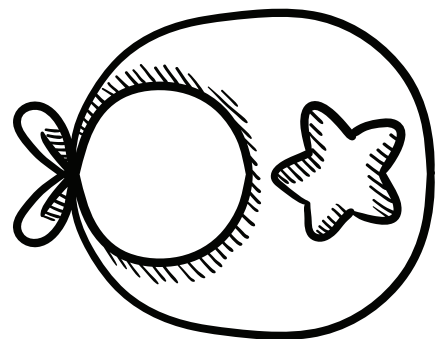




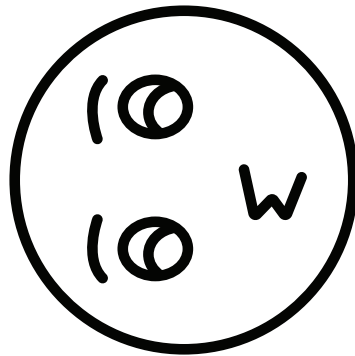
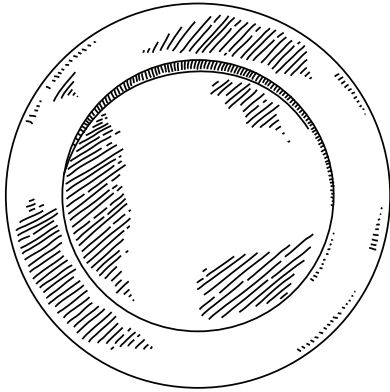
letter-sound train cars



# Phonics

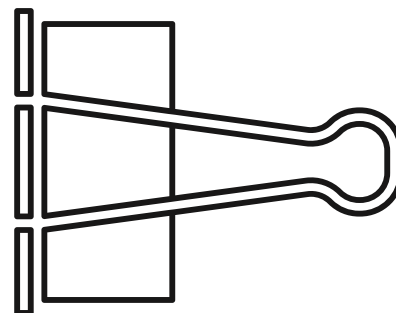

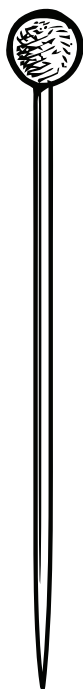

Letter-Sound Train

P.020



medial sound picture cards: dish, kiss, pig, lip, fish, bib





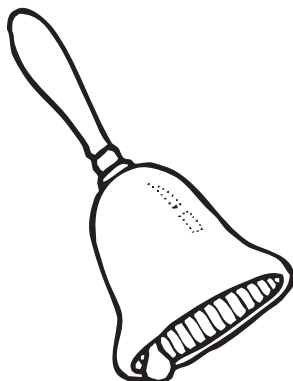
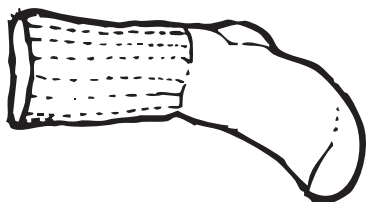

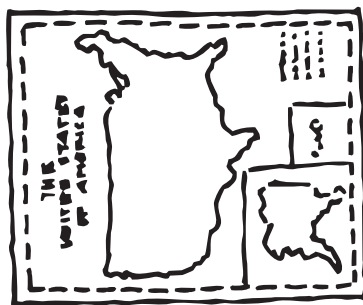

medial sound picture cards: ship, six, dig, pin, hip, clip



# Phonics

Letter-Sound Train

P.020



medial sound picture cards: duck, map, gate, sock, bell, mice

