



Objective

The student will match initial phonemes to graphemes.

Materials


- ▶ Student photographs
- ▶ Poster board

Write the letters of the alphabet vertically down the left side of the poster board.

Activity

Students match the initial sounds in classmates' names to letters using student photographs.

1. Place scattered student photographs on a flat surface. Place poster board at the center.
2. Working in pairs, students select a photograph, name the student, and say the initial sound in the student's name.
3. Place photograph on the chart beside the letter that corresponds to the initial sound.
4. Continue until all photographs are sorted.
5. Peer evaluation



The poster board is a large white sheet with a scalloped bottom edge, placed on an orange grid background. On the left side of the board, there are four student photographs: a girl with curly hair in a wheelchair, a boy with short hair, a girl wearing a hijab, and another boy with short hair. On the right side of the board, there is a vertical column of letters: A, B, C, D, E, F. Next to each letter is a small square box containing a student photograph. The letters B, D, and E have photos of students whose names start with those letters. The letters A, C, and F are empty.


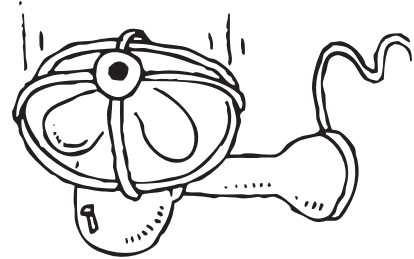
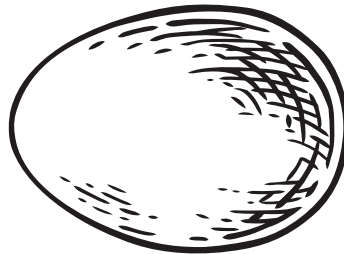


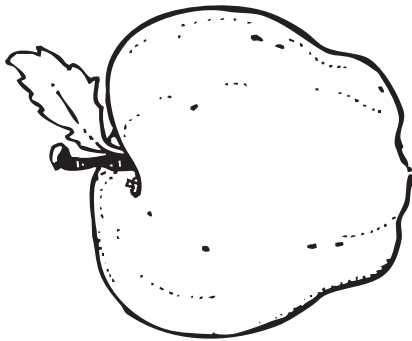
Extensions and Adaptations

- ▶ Sort student names by final sound.
- ▶ Sort picture cards by initial sound.

Phonics

Photo Chart

P.013

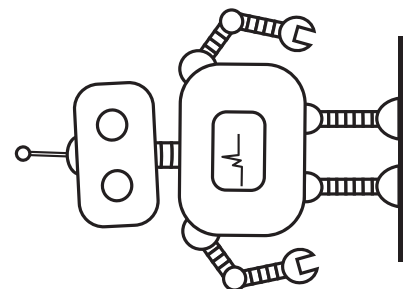




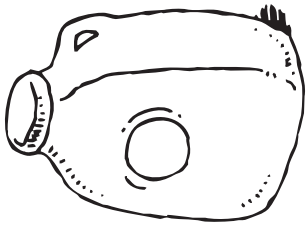


picture cards: apple, ball, camera, dinosaur, egg, fan, gorilla, hug, igloo



P.013

Photo Chart



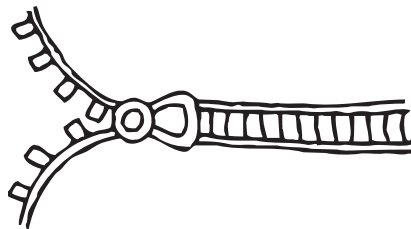

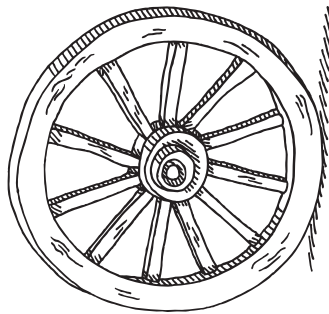

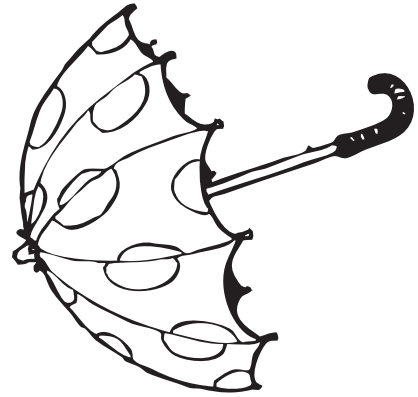

picture cards: jug, kangaroo, lion, monkey, nose, ostrich, popcorn, queen, robot



Phonics

Photo Chart

P.013



picture cards: snail, tiger, umbrella, vacuum, wheel, x-ray, yak, zipper

