



Objective

The student will identify story elements.


Materials

- ▶ Narrative text
Choose text within students' instructional-independent reading level range.
- ▶ Student sheet
- ▶ Pencil

Activity

Students record information related to story elements on a graphic organizer.

1. Provide the student with a copy of the text and a student sheet.
2. The student reads or reviews the text.
3. Writes the title and author of the story on the student sheet.
4. Reads the prompts and records the answers until the sheet is complete.
5. Teacher evaluation



Extensions and Adaptations


- ▶ Use different colored highlighters to mark story elements on a copy of the text.
- ▶ Use other story maps.
- ▶ Write other questions about the story and exchange with a partner who answers.

Name _____


Story Mapping

C. 009


Title and Author



Character



Character



Character

Setting

Problem: _____

Event

Event

Event

Event

Solution: _____

Name _____

C. 009

Story Mapping

Title: _____ Author: _____

Setting

Where:

When:



Characters



Problem



Event



Event



Event



Event



Event

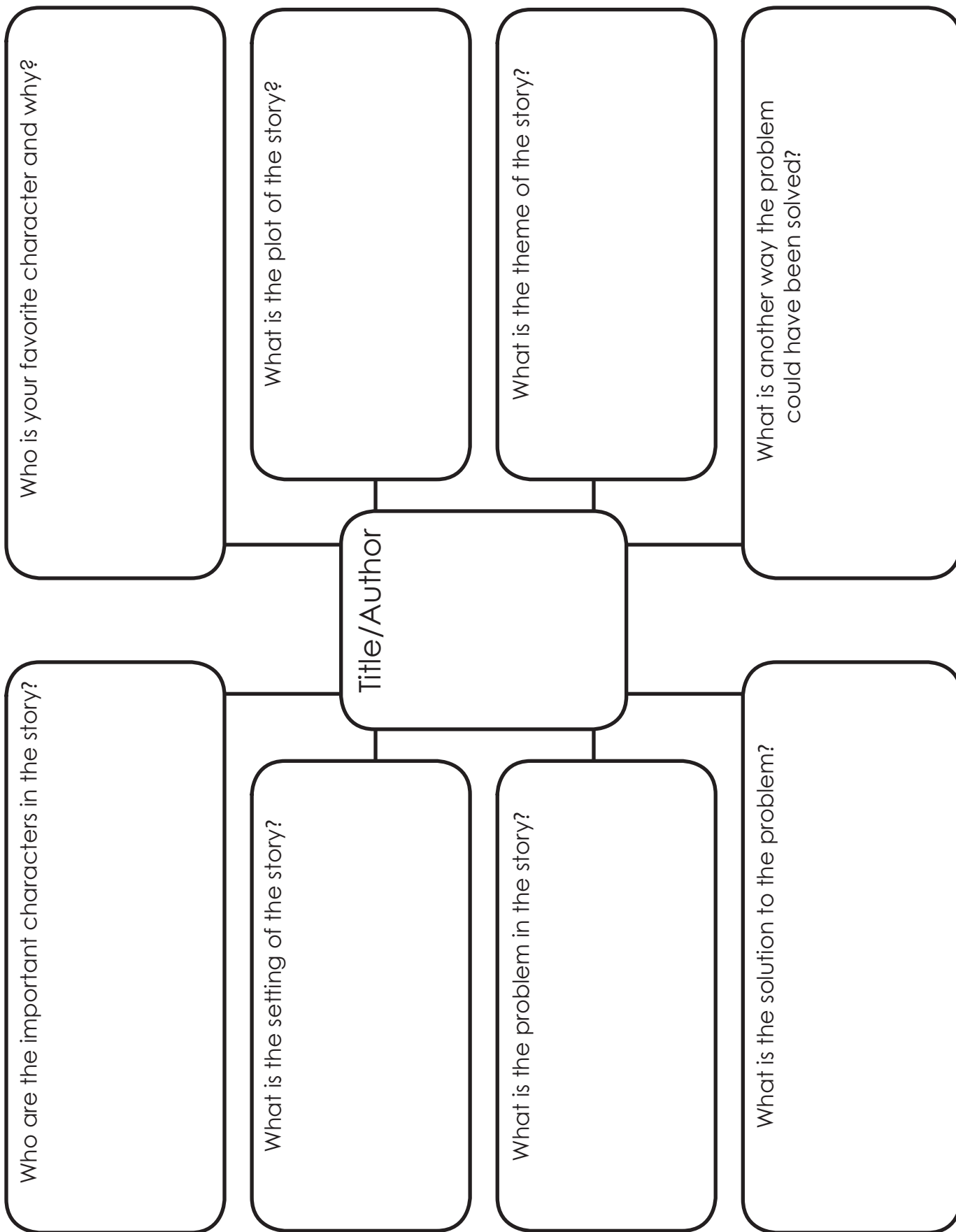


Solution

Name _____

Story Mapping

C. 009



Name _____

C. 009

Story Mapping

