



#### Objective

The student will blend syllables in words.

#### Materials

- ▶ Syllable cards
- ▶ Student sheet
- ▶ Pencil

#### Activity

Students combine syllables to form words by playing a matching game.

1. Place the syllable cards face down in rows. Provide the student with a student sheet.
2. The student selects two cards and reads them.
3. Determines if they make a word for one of the pictures on the student sheet.
4. If a word is formed, places the cards aside and records the word next to the picture.  
If a word is not formed, returns cards to their original position.
5. Continues until the student sheet is completed.
6. Teacher evaluation

#### Extensions and Adaptations

- ▶ Use three syllable words and choose three cards at a time.

# Phonics

Syllables, Words, and Pictures

P. 029

mag

net

rab

bit

snow

man

back

pack



spi

der

win

dow

tur

tle

ta


ble



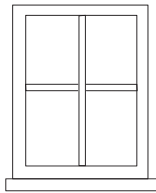
# Name \_\_\_\_\_




\_\_\_\_\_



\_\_\_\_\_



\_\_\_\_\_



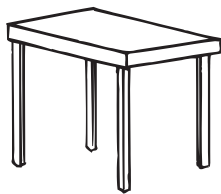
\_\_\_\_\_



\_\_\_\_\_



\_\_\_\_\_



\_\_\_\_\_



\_\_\_\_\_

la

dy

bug

ham

bur

ger

el

e



# Phonics

Syllables, Words, and Pictures

P. 029

phant

por

cu

pine

vol

ca

no

di



no

saur

news

pa

per


gor

il

la




# Name \_\_\_\_\_



\_\_\_\_\_




\_\_\_\_\_




\_\_\_\_\_



\_\_\_\_\_




\_\_\_\_\_



\_\_\_\_\_



\_\_\_\_\_



\_\_\_\_\_