



# Phonological Awareness

PA. 018

Phoneme Segmenting and Blending

Break and Make

## Objective

The student will segment and blend phonemes in words.

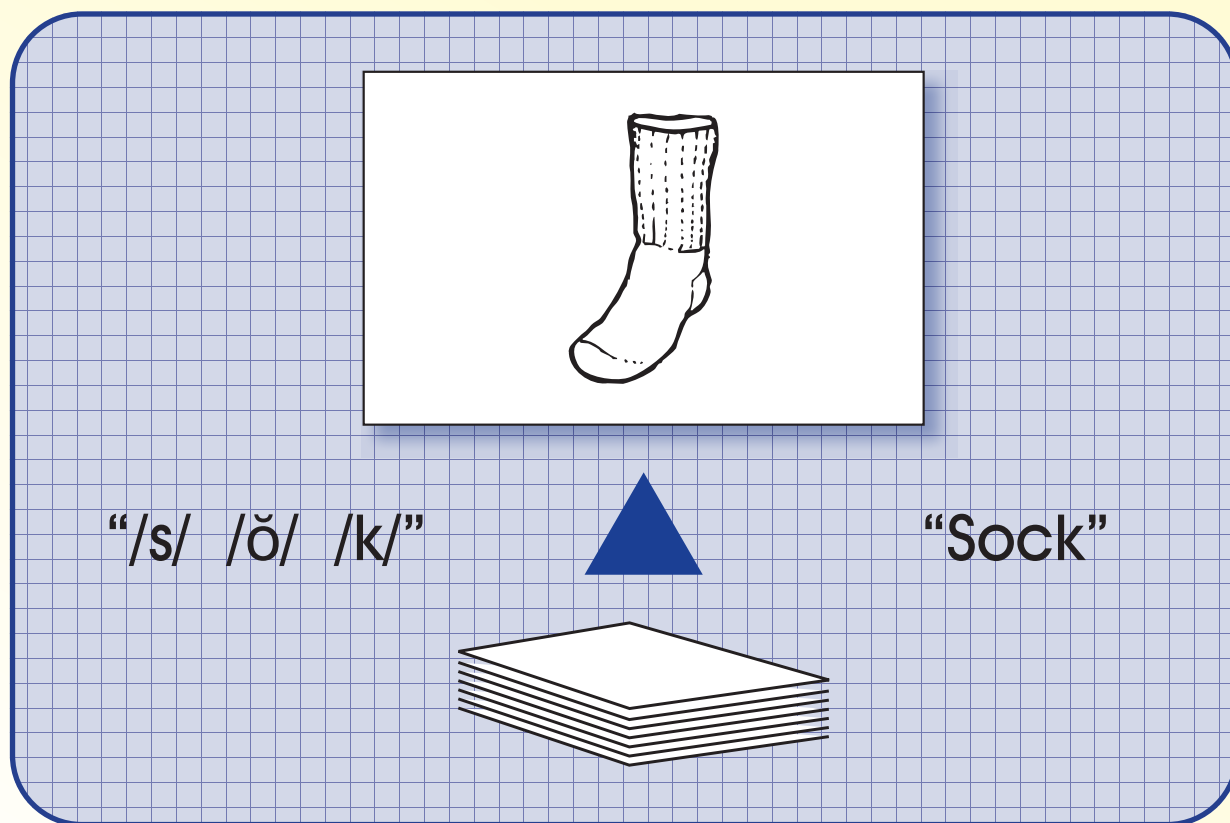
## Materials

- ▶ Picture cards

## Activity

Students segment and blend phonemes to make words by playing a picture card game.

1. Place picture cards face down in a stack.
2. Taking turns, student one selects the top card from the stack (without revealing the picture), and orally segments the name of the picture into phonemes (e.g., “/s/ /ɔ/ /k/”).
3. Student two blends the sounds back together to identify the object (e.g., “sock”).
4. If correct, student two keeps the picture. If incorrect, picture card is placed at the bottom of the stack.
5. Reverse roles and continue until all cards are used.
6. Peer evaluation






## Extensions and Adaptations

- ▶ Sort by number of phonemes.

# Phonological Awareness

Break and Make

PA. 018



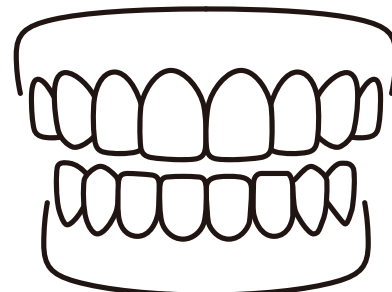
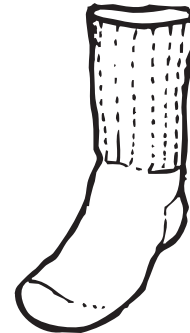
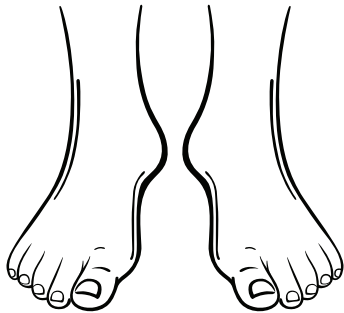

hay - 2, jar - 2, cow - 2, pea - 2, saw - 2, knee - 2, pie - 2, toe - 2



# Phonological Awareness

PA. 018

Break and Make



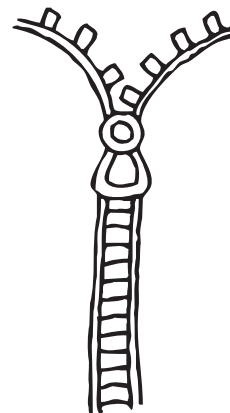
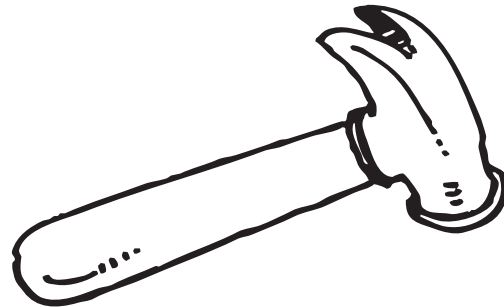
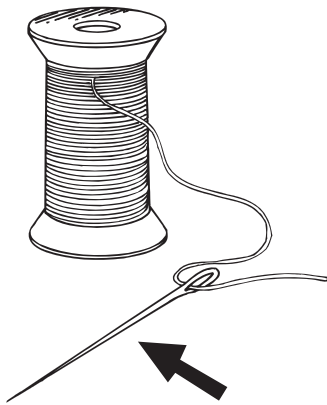


chain - 3, girl - 3, feet - 3, house - 3, boat - 3, sock - 3, seal - 3, teeth - 3



# Phonological Awareness

Break and Make

PA. 018









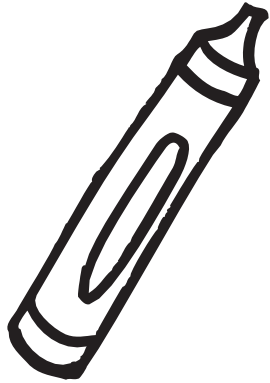
tent - 4, saddle - 4, drum - 4, train - 4, needle - 4, hammer - 4, bottle - 4, zipper - 4



# Phonological Awareness

PA. 018

Break and Make







crayon - 5, thimble - 5, eraser - 5, piano - 5, rocket - 5, window - 5, zebra - 5, kitten - 5

# Phonological Awareness

Break and Make

PA. 018



snowman - 6, dragon - 6, violin - 6, tractor - 6, cupcake - 6, backpack - 6, fountain - 6, basket - 6

