



Phonological Awareness

PA. 013

Phoneme Blending

What's My Word?

Objective

The student will blend phonemes in words.


Materials

- ▶ Media player
- ▶ Dialogue
Record on media player.
- ▶ Student sheet
- ▶ Headphones
- ▶ Pencils

Activity













Students blend sounds into words and match to corresponding picture.

1. Set up the listening center. Provide the student with a student sheet.
2. Student listens to media player. After a word has been segmented, student turns off media player, blends sounds together, finds picture of the word.
3. Writes the number “1” in the box next to the picture.
4. Continues with the second word, identifies the word, locates the picture and writes number “2” in that box.
5. Continues until all the pictures are identified.
6. Self-check (provide answer key)



Name _____

PA.013 What's My Word?

“Put a number 1 in the box with picture that has the sounds /p/ /l/ /a/ /n/ /t/.”

Extensions and Adaptations

- ▶ Segment and blend with pictures from other Student Center Activities.

Teacher Dialogue

Preparation: Record the bold text.

Wait before recording next item to allow student time to fill in answer or instruct student to pause the media player before listening to the next sounds.

An Answer Key is provided at the bottom of the page.

I will say the individual sounds in a word. Your job is to blend the sounds into a word and find the picture for that word. When you find the picture, you will mark it with a number on your student sheet.

Put a number 1 in the box with picture that has the sounds /p/ /l/ /a/ /n/ /t/.

Put a number 2 in the box with picture that has the sounds /s/ /n/ /a/ /k/.

Put a number 3 in the box with picture that has the sounds /p/ /l/ /ā/ /t/.

Put a number 4 in the box with picture that has the sounds /c/ /ar/ /d/.

Put a number 5 in the box with picture that has the sounds /z/ /ē/ /b/ /r/ /ə/.

Note to teacher: The /ə/ is a schwa and is pronounced like a short “u” like in the word “cut.”

Put a number 6 in the box with picture that has the sounds /d/ /ī/ /s/.

Put a number 7 in the box with picture that has the sounds /d/ /r/ /e/ /s/.

Put a number 8 in the box with picture that has the sounds /s/ /m/ /ī/ /l/.

Put a number 9 in the box with picture that has the sounds /r/ /ō/ /b/ /o/ /t/.

Put a number 10 in the box with picture that has the sounds /b/ /r/ /i/ /j/.

Put a number 11 in the box with picture that has the sounds /b/ /l/ /o/ /k/.

Put a number 12 in the box with picture that has the sounds /w/ /i/ /n/ /d/ /ō/.



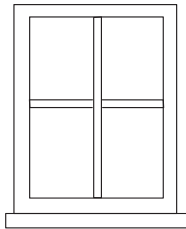
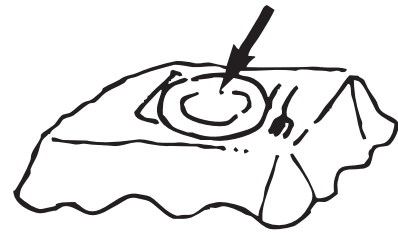



Answer Key:

1. plant 2. snake 3. plate 4. card 5. zebra 6. dice 7. dress 8. smile 9. robot 10. bridge 11. block 12. window

Name _____

PA. 013

What's My Word?



Name _____

What's My Word?

PA. 013
